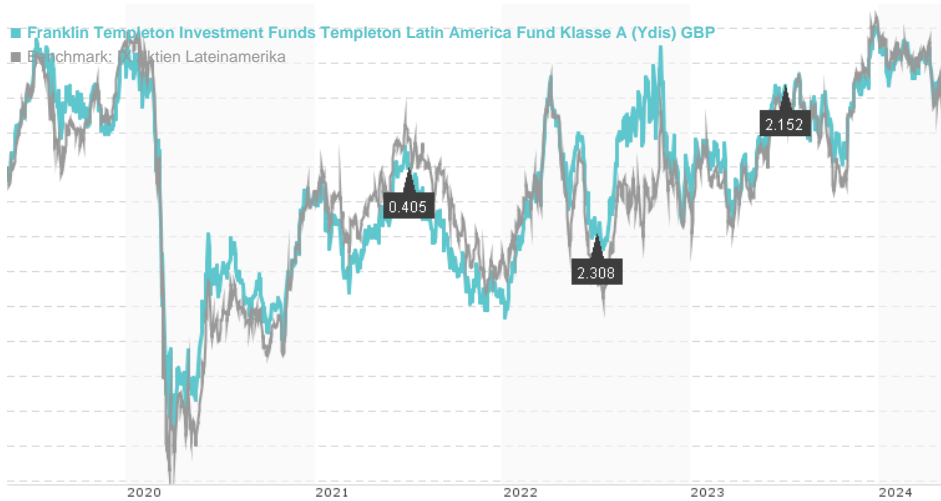


## Franklin Templeton Investment Funds Templeton Latin America Fund Klasse A (Ydis) GBP / LU0229944680 / A0F6YW

Last 05/10/2024 <sup>1</sup>	Region	Branch	Type of yield	Type
40.91 GBP	Latin America	Mixed Sectors	paying dividend	Equity Fund

Franklin Templeton Investment Funds Templeton Latin America Fund Klasse A (Ydis) GBP  
Benchmark: Aktien Lateinamerika



## Risk key figures

SRI 1 2 3 4 5 6 7

Mountain-View Funds Rating<sup>2</sup>EDA<sup>3</sup> 75

## Yearly Performance

2023	+22.13%
2022	+19.64%
2021	-13.67%
2020	-16.15%
2019	+17.72%

Master data		Conditions		Other figures	
Fund type	Single fund	Issue surcharge	5.75%	Minimum investment	USD 1,000.00
Category	Equity	Planned administr. fee	0.00%	Savings plan	-
Sub category	Mixed Sectors	Deposit fees	0.14%	UCITS / OGAW	Yes
Fund domicile	Luxembourg	Redemption charge	0.00%	Performance fee	0.00%
Tranch volume	(04/30/2024) USD 0.441 mill.	Ongoing charges	-	Redeployment fee	0.00%
Total volume	(04/30/2024) USD 645.29 mill.	Dividends		Investment company	
Launch date	10/25/2005	03.07.2023	2.15 GBP	Franklin Templeton Schottenring 16, 2.OG, 1010, Wien Austria <a href="https://www.franklintempleton.at">https://www.franklintempleton.at</a>	
KESr report funds	No	01.07.2022	2.31 GBP		
Business year start	01.07.	01.07.2021	0.41 GBP		
Sustainability type	-	01.07.2020	0.29 GBP		
Fund manager	Gustavo Stenzel	01.07.2019	0.53 GBP		

Performance	1M	6M	YTD	1Y	2Y	3Y	5Y	Since start
Performance	-1.21%	+3.96%	-5.02%	+11.31%	+20.16%	+20.67%	+12.59%	+169.31%
Performance p.a.	-	-	-	+11.27%	+9.60%	+6.46%	+2.40%	+5.48%
Sharpe ratio	-1.01	0.29	-1.19	0.45	0.26	0.12	-0.05	0.06
Volatility	17.87%	14.95%	14.59%	16.83%	22.09%	21.95%	27.79%	26.77%
Worst month	-	-4.81%	-4.81%	-7.00%	-12.51%	-12.51%	-32.82%	-32.82%
Best month	-	10.44%	6.56%	10.44%	10.44%	14.73%	16.66%	18.85%
Maximum loss	-4.81%	-8.92%	-7.90%	-11.41%	-21.45%	-23.67%	-47.03%	-

## Distribution permission

Austria, Germany, Switzerland, United Kingdom

<sup>1</sup> Important note on update status: The displayed date refers exclusively to the calculation of the NAV.

<sup>2</sup> The Mountain-View Data Fund Rating calculates a comparative ranking for funds using yield, volatility and trend data. For more information visit [MVD Funds Rating](#)

<sup>3</sup> Displays the Ethical-Dynamical Ratio calculated according to standard criteria. The maximum value is 100. For more information visit [EDA](#)

## Franklin Templeton Investment Funds Templeton Latin America Fund Klasse A (Ydis) GBP / LU0229944680 / A0F6YW

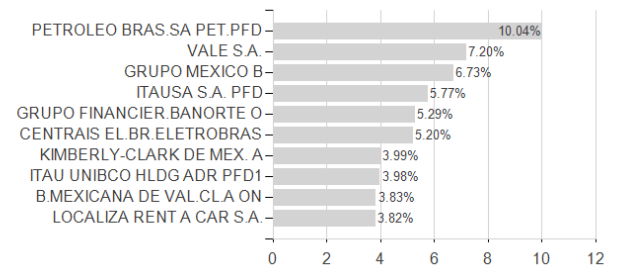
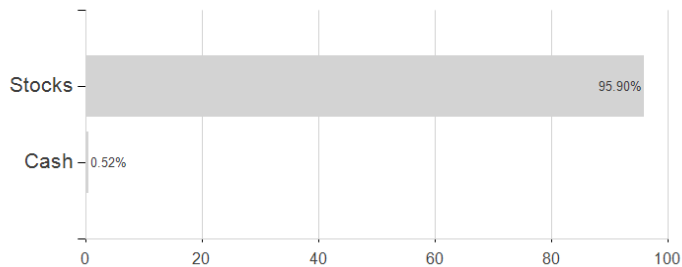
### Investment goal

The Fund aims to achieve long-term capital appreciation by investing primarily in equity securities of issuers incorporated or having their principal business activities in the Latin American region.

### Assessment Structure

#### Assets

#### Largest positions



#### Countries

#### Branches

#### Currencies

