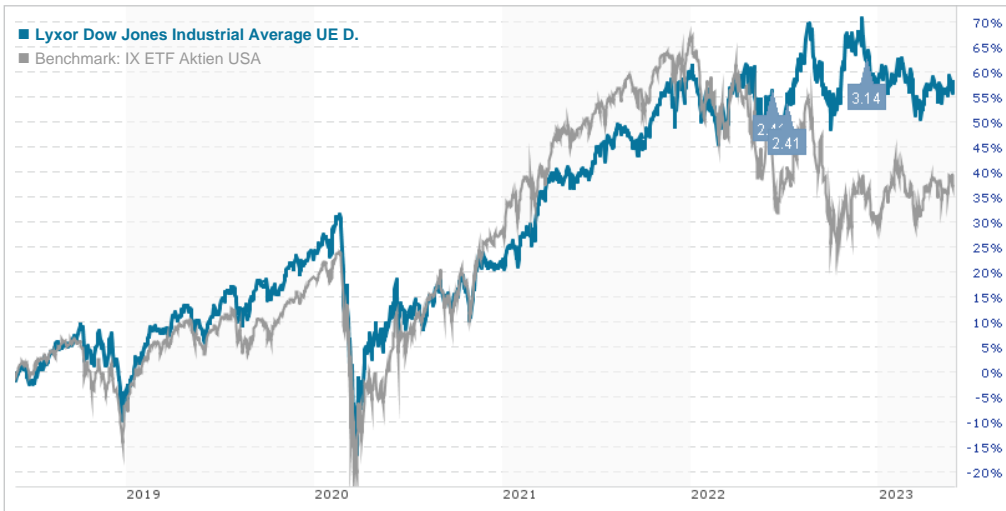


**Lyxor Dow Jones Industrial Average UE D. / FR0007056841 / 541779 / Amundi Asset Mgmt.**

Last 05/26/2023 <sup>1</sup> <b>310.27 EUR</b>	Country United States of America	Branch ETF Stocks	Type of yield paying dividend	Type Alternative Investm.
---	-------------------------------------	----------------------	----------------------------------	------------------------------



**Risk key figures**

SRRRI	1	2	3	4	5	<b>6</b>	7
-------	---	---	---	---	---	----------	---

Mountain-View Funds Rating	EDA <sup>2</sup>
▲ ▲ ▲ ▲ ▲ ▲	-

**Yearly Performance**

2022	-0.55%
2021	+29.46%
2020	-0.01%
2019	+26.76%
2018	+0.69%

Master data		Conditions		Other figures	
Fund type	Single fund	Issue surcharge	0.00%	Minimum investment	UNT 1
Category	Equity	Planned administr. fee	0.00%	Savings plan	Yes
Sub category	ETF Stocks	Deposit fees	0.00%	UCITS / OGAW	Yes
Fund domicile	France	Redemption charge	0.00%	Performance fee	0.00%
Tranch volume	(05/26/2023) EUR 254,91 Mio.	Ongoing charges	(04/30/2021) 0.50%	Redeployment fee	0.00%
Total volume	(03/31/2023) EUR 253,35 Mio.	Dividends		Investment company	
Launch date	4/4/2001	07.12.2022	3.14 EUR	Amundi Asset Mgmt.	
KESr report funds	Yes	06.07.2022	2.41 EUR	90 boulevard Pasteur, 75015, Paris	
Business year start	01.05.	07.06.2022	2.41 EUR	France	
Sustainability type	-	08.12.2021	1.96 EUR	https://www.amundi.fr/	
Fund manager	-	07.07.2021	1.63 EUR		

Performance	1M	6M	YTD	1Y	2Y	3Y	5Y	Since start
Performance	+2.68%	-4.28%	+0.18%	+3.92%	+14.21%	+43.06%	+59.79%	+317.31%
Performance p.a.	-	-	-	+3.92%	+6.87%	+12.68%	+9.84%	+6.66%
Sharpe ratio	2.33	-0.76	-0.20	0.03	0.21	0.54	0.30	0.16
Volatility	14.81%	15.77%	14.89%	17.58%	16.48%	17.02%	21.33%	20.01%
Worst month	-	-7.49%	-7.49%	-7.49%	-7.49%	-7.49%	-13.56%	-13.56%
Best month	-	1.69%	1.13%	13.03%	13.03%	13.03%	13.03%	13.03%
Maximum loss	-2.49%	-11.83%	-7.57%	-12.49%	-12.49%	-12.49%	-36.34%	-
Outperformance	-	-	-1.97%	-3.58%	-4.79%	+2.79%	+1.65%	-

**Distribution permission**

Austria, Germany, Switzerland

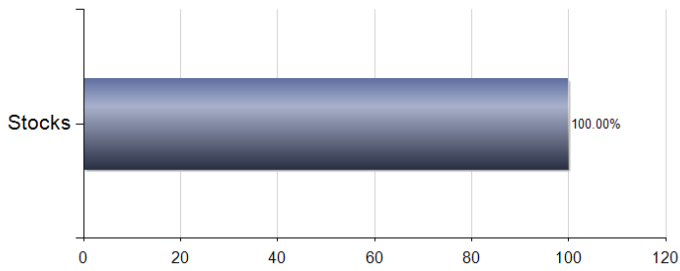
<sup>1</sup> Important note on update status: The displayed date refers exclusively to the calculation of the NAV.

<sup>2</sup> Displays the Ethical-Dynamical Ratio calculated according to standard criteria. The maximum value is 100. For more information visit <http://www.mountain-view.com/MVD-Fonds-Rating.pdf>

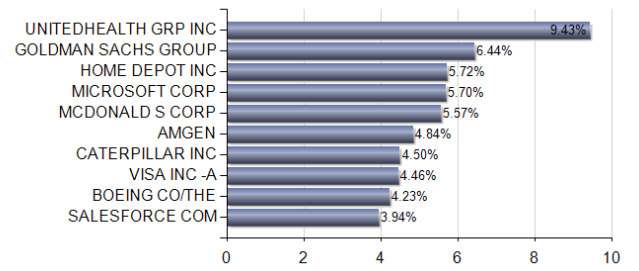
**Lyxor Dow Jones Industrial Average UE D. / FR0007056841 / 541779 / Amundi Asset Mgmt.**

**Assessment Structure**

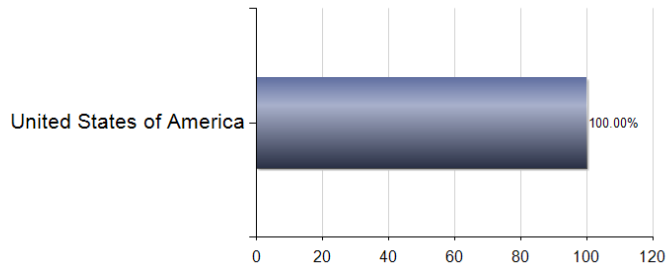
**Assets**



**Largest positions**



**Countries**



**Branches**

