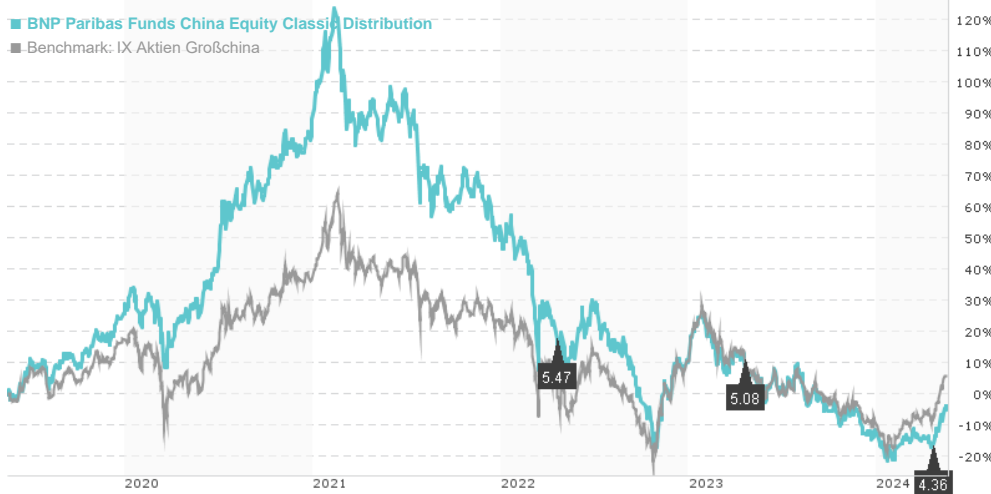


BNP Paribas Funds China Equity Classic Distribution / LU0823426480 / A1T8Y1 / BNP PARIBAS AM (LU)

Last 05/16/2024 ¹	Region	Branch	Type of yield	Type
198.24 USD	Greater China	Mixed Sectors	paying dividend	Equity Fund

■ BNP Paribas Funds China Equity Classic Distribution
■ Benchmark: IX Aktien Großchina



Risk key figures

SRI 1 2 3 4 5 6 7

Mountain-View Funds Rating²EDA³

Yearly Performance

2023	-19.53%
2022	-28.41%
2021	-18.86%
2020	+51.03%
2019	+35.02%

Master data		Conditions		Other figures	
Fund type	Single fund	Issue surcharge	3.00%	Minimum investment	UNT 0
Category	Equity	Planned administr. fee	0.00%	Savings plan	-
Sub category	Mixed Sectors	Deposit fees	0.00%	UCITS / OGAW	Yes
Fund domicile	Luxembourg	Redemption charge	0.00%	Performance fee	0.00%
Tranch volume	(05/16/2024) USD 5.67 mill.	Ongoing charges	-	Redeployment fee	0.00%
Total volume	(05/16/2024) USD 800.62 mill.	Dividends		Investment company	
Launch date	7/2/1997	19.04.2024	4.36 USD	BNP PARIBAS AM (LU) 10, rue Edward Steichen, 2540, Luxembourg Luxembourg https://www.bnpparibas-am.com	
KESr report funds	Yes	19.04.2023	5.08 USD		
Business year start	01.01.	20.04.2022	5.47 USD		
Sustainability type	-	20.04.2021	6.39 USD		
Fund manager	CHOA David	20.04.2020	5.73 USD		

Performance	1M	6M	YTD	1Y	2Y	3Y	5Y	Since start
Performance	+15.95%	+2.46%	+8.57%	-8.86%	-13.93%	-47.91%	-9.27%	+23.08%
Performance p.a.	-	-	-	-8.84%	-7.22%	-19.54%	-1.92%	+0.78%
Sharpe ratio	20.17	0.06	0.99	-0.59	-0.44	-0.87	-0.23	-0.12
Volatility	24.87%	20.90%	21.35%	21.38%	25.14%	26.99%	25.24%	26.05%
Worst month	-	-10.56%	-10.56%	-10.56%	-15.47%	-15.47%	-15.47%	-29.30%
Best month	-	9.08%	9.08%	9.08%	27.91%	27.91%	27.91%	27.91%
Maximum loss	-1.96%	-17.63%	-9.40%	-28.16%	-39.56%	-60.32%	-64.79%	-

Distribution permission

Austria, Germany, Switzerland, United Kingdom, Luxembourg

¹ Important note on update status: The displayed date refers exclusively to the calculation of the NAV.

² The Mountain-View Data Fund Rating calculates a comparative ranking for funds using yield, volatility and trend data. For more information visit [MVD Funds Rating](#)

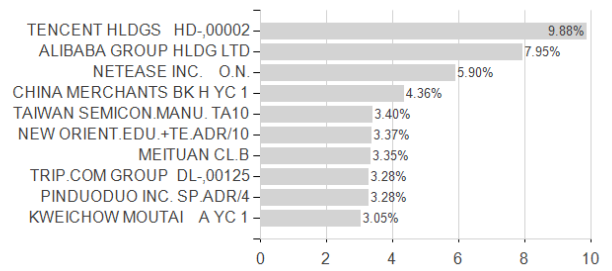
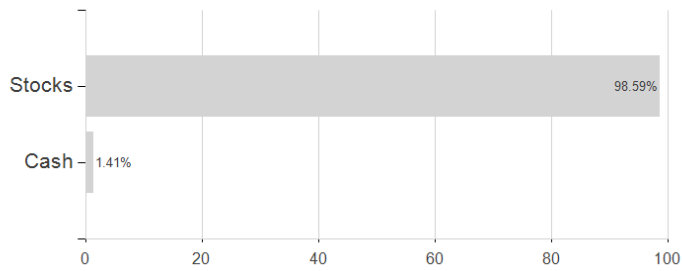
³ Displays the Ethical-Dynamical Ratio calculated according to standard criteria. The maximum value is 100. For more information visit [EDA](#)

BNP Paribas Funds China Equity Classic Distribution / LU0823426480 / A1T8Y1 / BNP PARIBAS AM (LU)

Assessment Structure

Assets

Largest positions



Countries

Branches

Currencies

