

## Pictet - Euroland Index - P EUR / LU0255980913 / A0LCCQ / Pictet AM (EU)

Last 05/22/2024 <sup>1</sup>	Region	Branch	Type of yield	Type
237.98 EUR	Euroland	Mixed Sectors	reinvestment	Equity Fund

■ Pictet - Euroland Index - P EUR  
■ Benchmark: IX Aktien Euroland



## Risk key figures

SRI 1 2 3 4 5 6 7

Mountain-View Funds Rating<sup>2</sup>EDA<sup>3</sup>

▲ ▲ ▲ ▲ ▲ ▲

66

## Yearly Performance

2023	+18.76%
2022	-12.32%
2021	+22.21%
2020	-0.97%
2019	+25.94%

Master data		Conditions		Other figures	
Fund type	Single fund	Issue surcharge	5.00%	Minimum investment	UNT 0
Category	Equity	Planned administr. fee	0.00%	Savings plan	-
Sub category	Mixed Sectors	Deposit fees	0.05%	UCITS / OGAW	Yes
Fund domicile	Luxembourg	Redemption charge	1.00%	Performance fee	0.00%
Tranch volume	(05/22/2024) EUR 20.50 mill.	Ongoing charges	-	Redeployment fee	0.00%
Total volume	(05/22/2024) EUR 360.48 mill.	Dividends		Investment company	
Launch date	6/29/2006	Pictet AM (EU)			
KESr report funds	Yes	6B, rue du Fort Niedergruenewald, 2226, Luxembourg			
Business year start	01.10.	Luxembourg			
Sustainability type	-	www.am.pictet/de/germany			
Fund manager	Roland Riat, Jean-Michel Piuz				

Performance	1M	6M	YTD	1Y	2Y	3Y	5Y	Since start
Performance	+4.17%	+16.62%	+11.95%	+15.19%	+32.34%	+25.09%	+55.17%	+137.98%
Performance p.a.	-	-	-	+15.15%	+15.04%	+7.76%	+9.17%	+4.96%
Sharpe ratio	5.99	3.76	3.25	1.03	0.78	0.24	0.28	0.06
Volatility	10.09%	8.65%	9.26%	11.05%	14.49%	16.22%	19.14%	20.19%
Worst month	-	-1.86%	-1.86%	-3.34%	-9.20%	-9.20%	-17.22%	-17.22%
Best month	-	7.93%	4.37%	7.93%	9.60%	9.60%	17.03%	17.03%
Maximum loss	-1.34%	-3.08%	-3.08%	-10.58%	-15.60%	-24.64%	-38.09%	-

## Distribution permission

Austria, Germany, Switzerland, United Kingdom, Luxembourg

<sup>1</sup> Important note on update status: The displayed date refers exclusively to the calculation of the NAV.

<sup>2</sup> The Mountain-View Data Fund Rating calculates a comparative ranking for funds using yield, volatility and trend data. For more information visit [MVD Funds Rating](#)

<sup>3</sup> Displays the Ethical-Dynamical Ratio calculated according to standard criteria. The maximum value is 100. For more information visit [EDA](#)

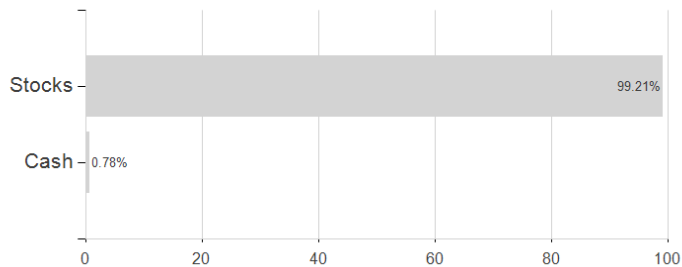
## Pictet - Euroland Index - P EUR / LU0255980913 / A0LCCQ / Pictet AM (EU)

### Investment goal

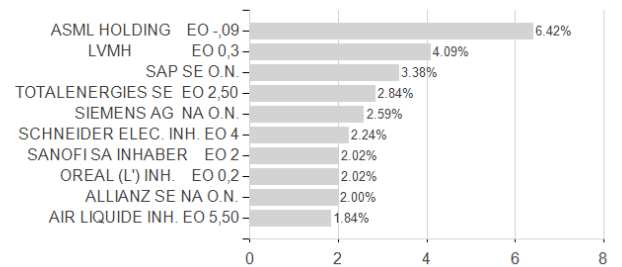
The aim of this sub-fund is to enable investors to participate in the growth of the eurozone equity market by way of a vehicle that accurately reflects MSCI EMU index movements. However, the sub-fund is not required to hold all securities included in the benchmark index.

### Assessment Structure

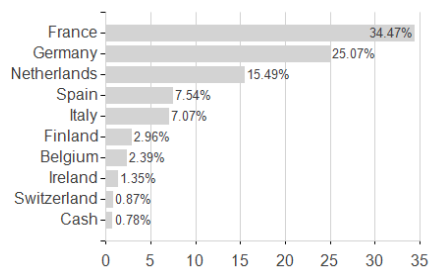
#### Assets



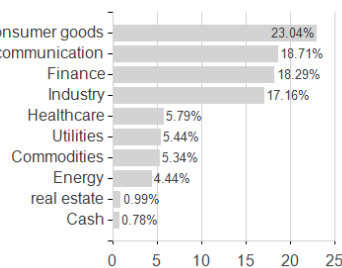
#### Largest positions



#### Countries



#### Branches



#### Currencies

