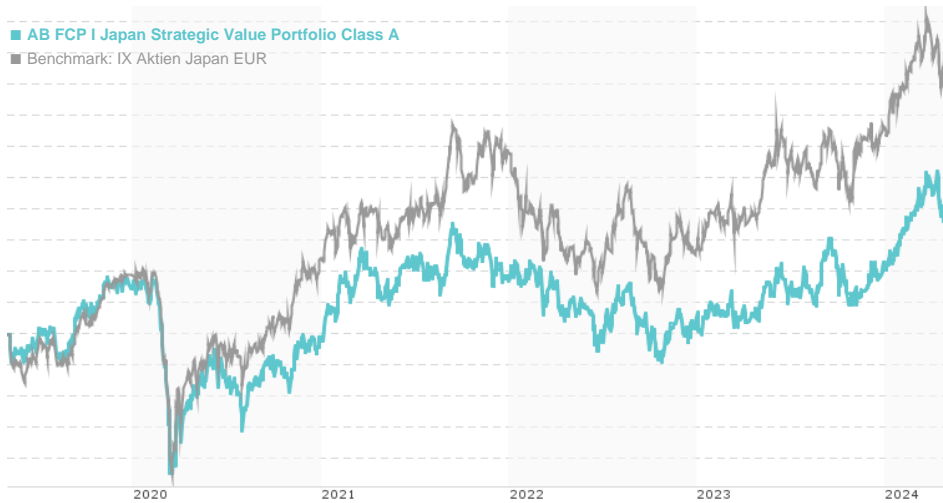


AB FCP I Japan Strategic Value Portfolio Class A / LU0239018970 / A0LBJC / AllianceBernstein LU

Last 04/30/2024 ¹	Country	Branch	Type of yield	Type
98.94 EUR	Japan	Mixed Sectors	reinvestment	Equity Fund

■ AB FCP I Japan Strategic Value Portfolio Class A
■ Benchmark: IX Aktien Japan EUR



Risk key figures

SRI 1 2 3 4 5 6 7

Mountain-View Funds Rating² EDA³

78

Yearly Performance

2023	+9.36%
2022	-6.03%
2021	+9.03%
2020	-7.46%
2019	+14.23%

Master data		Conditions		Other figures	
Fund type	Single fund	Issue surcharge	5.00%	Minimum investment	EUR 2,000.00
Category	Equity	Planned administr. fee	0.00%	Savings plan	-
Sub category	Mixed Sectors	Deposit fees	0.00%	UCITS / OGAW	Yes
Fund domicile	Luxembourg	Redemption charge	0.00%	Performance fee	0.00%
Tranch volume	(04/30/2024) JPY 1.23 mill.	Ongoing charges	-	Redeployment fee	0.00%
Total volume	(04/30/2024) JPY 8,468.27 mill.	Dividends		Investment company	
Launch date	12/15/2005	AllianceBernstein LU			
KESr report funds	Yes	2-4, rue Eugene Ruppert, 2453, Luxembourg			
Business year start	01.09.	Luxembourg			
Sustainability type	-	https://www.alliancebernstein.com			
Fund manager	Atsushi Horikawa				

Performance	1M	6M	YTD	1Y	2Y	3Y	5Y	Since start
Performance	-1.96%	+14.75%	+8.14%	+18.07%	+14.14%	+13.76%	+20.53%	+37.68%
Performance p.a.	-	-	-	+18.12%	+6.85%	+4.39%	+3.80%	+1.75%
Sharpe ratio	-1.48	1.93	1.58	0.96	0.20	0.04	0.00	-0.10
Volatility	17.96%	14.52%	14.72%	14.94%	15.29%	15.29%	16.61%	20.88%
Worst month	-	-5.40%	-3.36%	-5.40%	-7.20%	-7.20%	-9.84%	-13.73%
Best month	-	4.12%	4.12%	4.12%	6.43%	6.43%	8.85%	13.83%
Maximum loss	-6.33%	-6.33%	-6.33%	-9.28%	-11.68%	-18.83%	-28.94%	-

Distribution permission

Austria, Germany, Switzerland

¹ Important note on update status: The displayed date refers exclusively to the calculation of the NAV.

² The Mountain-View Data Fund Rating calculates a comparative ranking for funds using yield, volatility and trend data. For more information visit [MVD Funds Rating](#)

³ Displays the Ethical-Dynamical Ratio calculated according to standard criteria. The maximum value is 100. For more information visit [EDA](#)

AB FCP I Japan Strategic Value Portfolio Class A / LU0239018970 / A0LBJC / AllianceBernstein LU

Investment strategy

Employing a disciplined, bottom-up approach that combines fundamental research with proprietary quantitative tools to identify attractive investment opportunities, with an emphasis on valuation

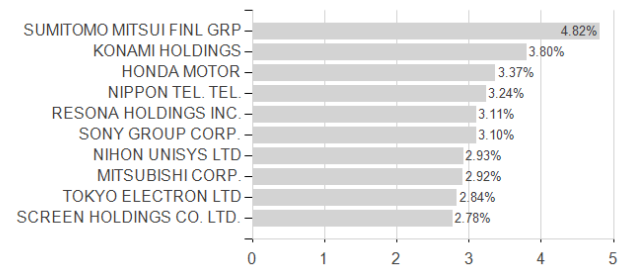
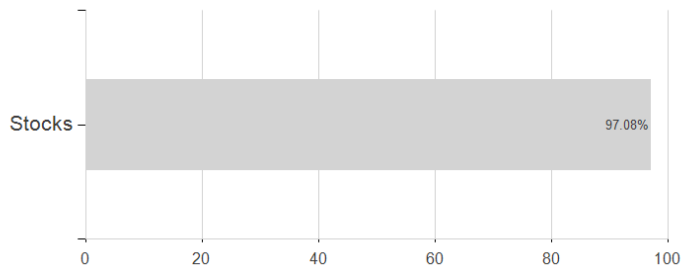
Investment goal

Seeks long-term capital growth by: - Investing primarily in Japanese stocks that offer compelling long-term return potential at attractive valuations - Taking a long-term perspective in order to capitalize on short-term market inefficiencies created by investors' overreaction to macroeconomic, industry, or company-specific concern

Assessment Structure

Assets

Largest positions



Countries

Branches

Currencies

