

JPM Europe Equity D (acc) - USD / LU0259069697 / A0J3LA / JPMorgan AM (EU)

Last 05/27/2024 ¹	Region	Branch	Type of yield	Type
22.84 USD	Europe	Mixed Sectors	reinvestment	Equity Fund

■ JPM Europe Equity D (acc) - USD
■ Benchmark: IX Aktien Europa USD



Risk key figures

SRI 1 2 3 4 5 6 7

Mountain-View Funds Rating² EDA³

66

Yearly Performance

2023	+19.11%
2022	-15.10%
2021	+18.27%
2020	+5.71%
2019	+21.73%

Master data		Conditions		Other figures	
Fund type	Single fund	Issue surcharge	5.00%	Minimum investment	USD 5,000.00
Category	Equity	Planned administr. fee	0.00%	Savings plan	-
Sub category	Mixed Sectors	Deposit fees	0.00%	UCITS / OGAW	Yes
Fund domicile	Luxembourg	Redemption charge	0.50%	Performance fee	0.00%
Tranch volume	(05/27/2024) EUR 2.42 mill.	Ongoing charges	-	Redeployment fee	0.00%
Total volume	(05/27/2024) EUR 928.72 mill.	Dividends		Investment company	
Launch date	6/27/2006	JPMorgan AM (EU)			
KESr report funds	No	PO Box 275, 2012, Luxembourg			
Business year start	01.07.	Luxembourg			
Sustainability type	-	https://www.jpmorganassetmanagement.de			
Fund manager	Alexander Fitzalan Howard, Philippa Clough, Joanna Crompton				

Performance	1M	6M	YTD	1Y	2Y	3Y	5Y	Since start
Performance	+4.87%	+15.59%	+9.70%	+19.77%	+27.74%	+14.26%	+51.66%	+81.56%
Performance p.a.	-	-	-	+19.89%	+13.00%	+4.54%	+8.68%	+3.38%
Sharpe ratio	9.50	2.54	1.79	1.23	0.55	0.04	0.25	-0.02
Volatility	8.63%	11.86%	12.42%	13.13%	16.85%	17.79%	19.57%	20.99%
Worst month	-	-1.45%	-1.45%	-4.43%	-11.20%	-11.20%	-17.07%	-25.68%
Best month	-	8.89%	5.16%	8.89%	12.18%	12.18%	18.67%	18.67%
Maximum loss	-1.15%	-4.50%	-4.39%	-10.08%	-20.42%	-31.26%	-38.12%	-

Distribution permission

Austria, Germany, Switzerland, United Kingdom

¹ Important note on update status: The displayed date refers exclusively to the calculation of the NAV.

² The Mountain-View Data Fund Rating calculates a comparative ranking for funds using yield, volatility and trend data. For more information visit [MVD Funds Rating](#)

³ Displays the Ethical-Dynamical Ratio calculated according to standard criteria. The maximum value is 100. For more information visit [EDA](#)

JPM Europe Equity D (acc) - USD / LU0259069697 / A0J3LA / JPMorgan AM (EU)

Investment strategy

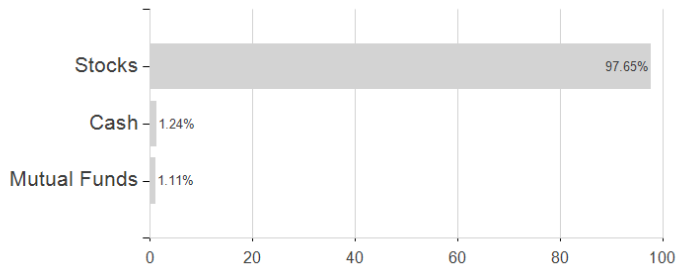
At least 67% of assets invested in equities of companies that are domiciled, or carrying out the main part of their economic activity, in a European Country. At least 51% of assets are invested in companies with positive environmental and/or social characteristics that follow good governance practices as measured through the Investment Manager's proprietary ESG scoring methodology and/or third party data. The Sub-Fund invests at least 10% of assets excluding Ancillary Liquid Assets, Deposits with Credit Institutions, money market instruments, money market funds and derivatives for EPM, in Sustainable Investments, as defined under SFDR, contributing to environmental or social objectives.

Investment goal

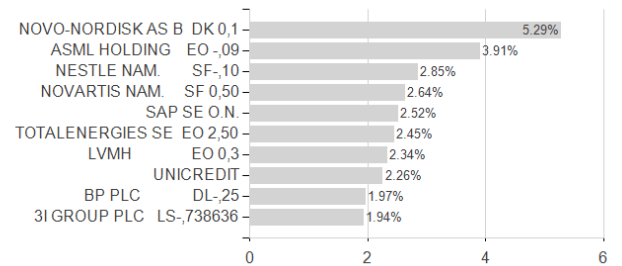
To provide long-term capital growth by investing primarily in European companies.

Assessment Structure

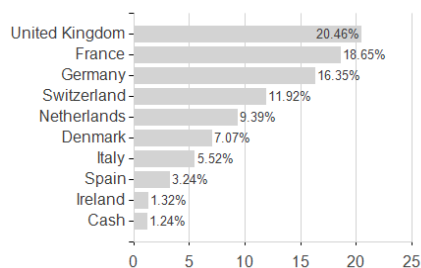
Assets



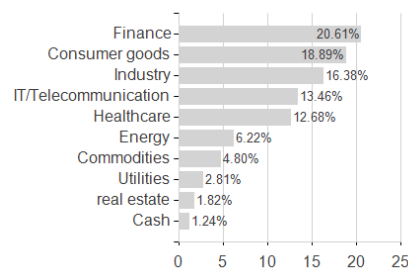
Largest positions



Countries



Branches



Currencies

