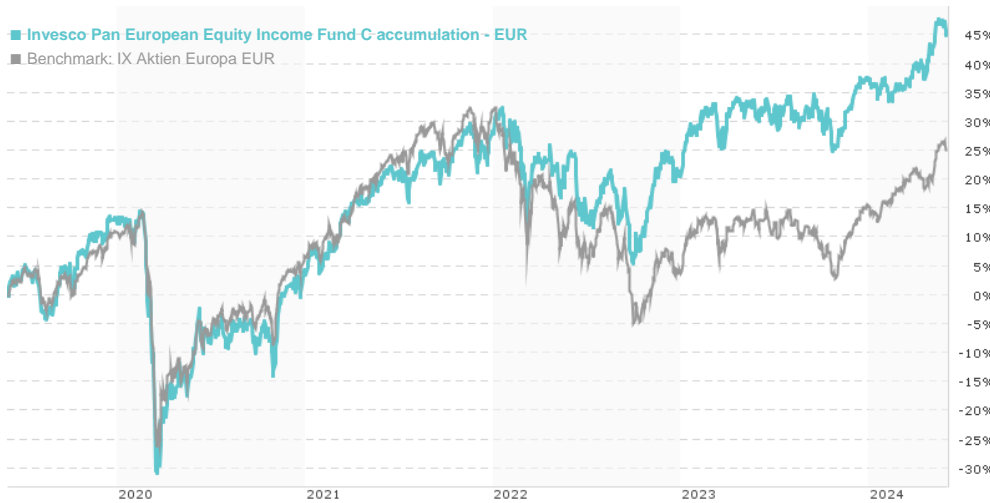


Invesco Pan European Equity Income Fund C accumulation - EUR / LU0267986395 / A0LGX1 / Invesco Management

Last 05/31/2024 ¹	Region	Branch	Type of yield	Type
22.79 EUR	Europe	Mixed Sectors	reinvestment	Equity Fund

■ Invesco Pan European Equity Income Fund C accumulation - EUR
■ Benchmark: IX Aktien Europa EUR



Risk key figures

SRI 1 2 3 4 5 6 7

Mountain-View Funds Rating² EDA³

69

Yearly Performance

2023	+14.01%
2022	-5.68%
2021	+23.45%
2020	-7.83%
2019	+19.12%

Master data		Conditions		Other figures	
Fund type	Single fund	Issue surcharge	5.00%	Minimum investment	EUR 800,000.00
Category	Equity	Planned administr. fee	0.00%	Savings plan	-
Sub category	Mixed Sectors	Deposit fees	0.01%	UCITS / OGAW	Yes
Fund domicile	Luxembourg	Redemption charge	0.00%	Performance fee	0.00%
Tranch volume	(05/31/2024) EUR 3.49 mill.	Ongoing charges	-	Redeployment fee	0.00%
Total volume	(05/31/2024) EUR 55.41 mill.	Dividends		Investment company	
Launch date	10/31/2006	Invesco Management			
KESr report funds	Yes	An der Welle 5, 60322, Frankfurt am Main			
Business year start	29.02.	Germany			
Sustainability type	-	https://www.de.invesco.com			
Fund manager	Oliver Collin, Tim Marshall				

Performance	1M	6M	YTD	1Y	2Y	3Y	5Y	Since start
Performance	+1.83%	+8.58%	+5.66%	+11.72%	+16.45%	+20.84%	+44.97%	+127.90%
Performance p.a.	-	-	-	+11.68%	+7.90%	+6.51%	+7.70%	+4.79%
Sharpe ratio	2.19	1.69	1.20	0.79	0.31	0.19	0.21	0.06
Volatility	9.16%	8.35%	8.75%	10.07%	13.24%	14.28%	18.26%	17.21%
Worst month	-	-1.44%	-1.44%	-4.64%	-9.76%	-9.76%	-18.87%	-18.87%
Best month	-	6.49%	3.01%	6.49%	8.70%	8.70%	17.11%	17.11%
Maximum loss	-1.77%	-3.01%	-3.01%	-7.37%	-15.38%	-20.27%	-39.64%	-

Distribution permission

Austria, Germany, Switzerland, Luxembourg

¹ Important note on update status: The displayed date refers exclusively to the calculation of the NAV.

² The Mountain-View Data Fund Rating calculates a comparative ranking for funds using yield, volatility and trend data. For more information visit [MVD Funds Rating](#)

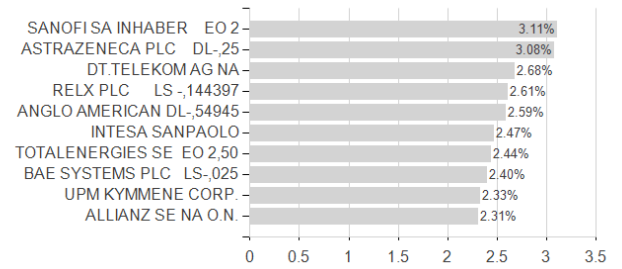
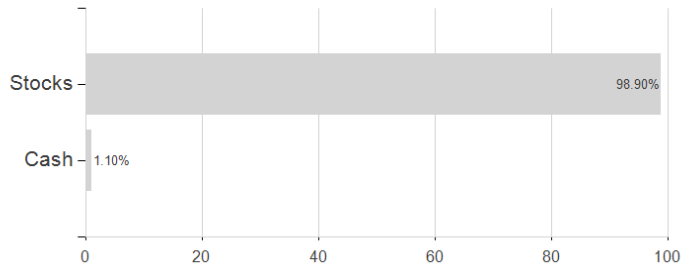
³ Displays the Ethical-Dynamical Ratio calculated according to standard criteria. The maximum value is 100. For more information visit [EDA](#)

Invesco Pan European Equity Income Fund C accumulation - EUR / LU0267986395 / A0LGX1 / Invesco Management

Assessment Structure

Assets

Largest positions



Countries

Branches

Currencies

