

## iShares MSCI Eur.ex-UK U.E.EUR D / IE00B14X4N27 / A0J204 / BlackRock AM (IE)

Last 04/25/2024 <sup>1</sup>	Country	Branch	Type of yield	Type
43.83 EUR	-	ETF Stocks	paying dividend	Alternative Investm.



## Risk key figures

SRI 1 2 3 4 5 6 7

Mountain-View Funds Rating<sup>2</sup>EDA<sup>3</sup> 67

## Yearly Performance

2023	+17.70%
2022	-12.53%
2021	+24.47%
2020	+1.84%
2019	+28.13%

Master data		Conditions		Other figures	
Fund type	Single fund	Issue surcharge	0.00%	Minimum investment	UNT 1
Category	Equity	Planned administr. fee	0.00%	Savings plan	Yes
Sub category	ETF Stocks	Deposit fees	0.00%	UCITS / OGAW	Yes
Fund domicile	Ireland	Redemption charge	0.00%	Performance fee	0.00%
Tranch volume	(04/25/2024) EUR 1,046.86 mill.	Ongoing charges	-	Redeployment fee	0.00%
Total volume	(04/25/2024) EUR 1,046.86 mill.	Dividends		Investment company	
Launch date	6/2/2006	14.03.2024	0.04 EUR	BlackRock AM (IE) 12 Throgmorton Avenue, EC2N 2DL, London United Kingdom <a href="https://www.blackrock.com">https://www.blackrock.com</a>	
KESt report funds	Yes	14.12.2023	0.07 EUR		
Business year start	29.02.	14.09.2023	0.08 EUR		
Sustainability type	-	15.06.2023	0.76 EUR		
		16.03.2023	0.07 EUR		

Fund manager	BlackRock Asset Management							
Performance	1M	Ireland Limited 6M	YTD	1Y	2Y	3Y	5Y	Since start
Performance	-1.90%	+17.46%	+5.64%	+10.42%	+21.11%	+22.47%	+50.70%	+165.55%
Performance p.a.	-	-	-	+10.39%	+10.03%	+6.99%	+8.54%	+5.60%
Sharpe ratio	-2.58	3.98	1.75	0.64	0.45	0.21	0.27	0.09
Volatility	9.33%	8.59%	8.77%	10.28%	13.81%	14.79%	17.37%	18.59%
Worst month	-	-3.45%	-2.42%	-3.45%	-8.12%	-8.12%	-13.82%	-14.02%
Best month	-	7.36%	3.83%	7.36%	8.01%	8.01%	13.99%	14.74%
Maximum loss	-2.99%	-2.99%	-2.99%	-9.21%	-13.78%	-22.42%	-34.46%	-

## Distribution permission

Austria, Germany, Switzerland, United Kingdom

<sup>1</sup> Important note on update status: The displayed date refers exclusively to the calculation of the NAV.<sup>2</sup> The Mountain-View Data Fund Rating calculates a comparative ranking for funds using yield, volatility and trend data. For more information visit [MVD Funds Rating](#)<sup>3</sup> Displays the Ethical-Dynamical Ratio calculated according to standard criteria. The maximum value is 100. For more information visit [EDA](#)

## iShares MSCI Eur.ex-UK U.E.EUR D / IE00B14X4N27 / A0J204 / BlackRock AM (IE)

### Investment strategy

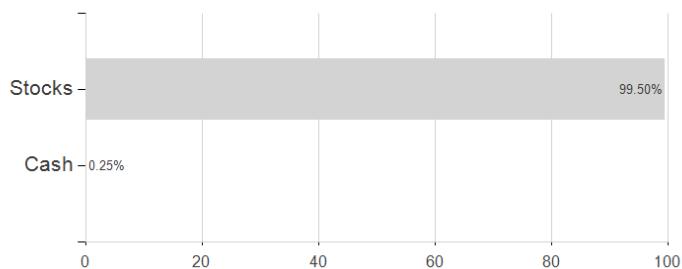
The Index measures the performance of large and mid capitalisation companies across developed market countries in Europe, excluding the United Kingdom, which comply with MSCI's size, liquidity and free float criteria. Companies are included in the Index based on a free float market capitalisation weighted basis. Free float means that only shares available to international investors rather than all of a company's issued shares are used in calculating the Index. Free float market capitalisation is the share price of a company multiplied by the number of shares available to international investors. Securities that are liquid means that they can be easily bought or sold in the market in normal market conditions.

### Investment goal

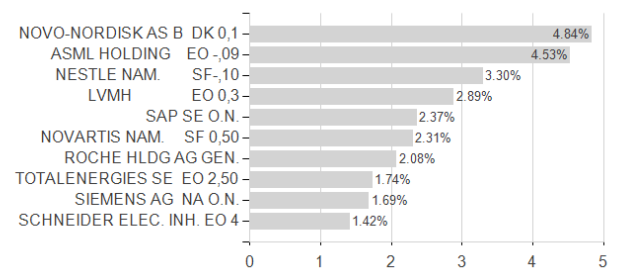
The Share Class is a share class of a Fund which aims to achieve a return on your investment, through a combination of capital growth and income on the Fund's assets, which reflects the return of the MSCI Europe ex-UK Index, the Fund's benchmark index (Index). The Share Class, via the Fund is passively managed and aims to invest so far as possible and practicable in the equity securities (e.g. shares) that make up the Index.

### Assessment Structure

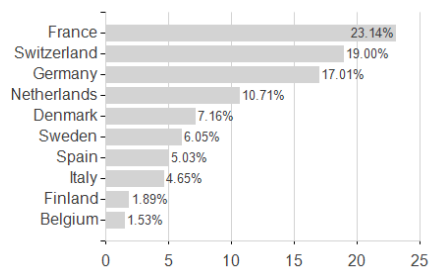
#### Assets



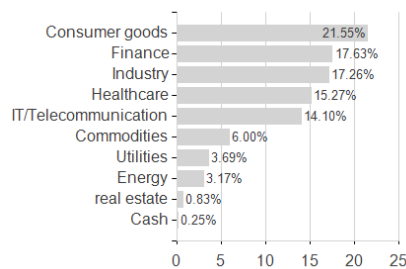
#### Largest positions



#### Countries



#### Branches



#### Currencies

