

JPM India C (acc) - USD / LU0129486386 / 666272 / JPMorgan AM (EU)

Last 05/17/2024 ¹	Country	Branch	Type of yield	Type
51.04 USD	India	Mixed Sectors	reinvestment	Equity Fund

■ JPM India C (acc) - USD
■ Benchmark: IX Aktien Indien



Risk key figures

SRI 1 2 3 4 5 6 7

Mountain-View Funds Rating²EDA³ 70

Yearly Performance

2023	+15.99%
2022	-9.36%
2021	+21.27%
2020	+1.57%
2019	+3.38%

Master data		Conditions		Other figures	
Fund type	Single fund	Issue surcharge	0.00%	Minimum investment	USD 10,000,000.00
Category	Equity	Planned administr. fee	0.00%	Savings plan	-
Sub category	Mixed Sectors	Deposit fees	0.00%	UCITS / OGAW	Yes
Fund domicile	Luxembourg	Redemption charge	0.00%	Performance fee	0.00%
Tranch volume	(05/17/2024) USD 6.48 mill.	Ongoing charges	-	Redeployment fee	0.00%
Total volume	(05/17/2024) USD 607.17 mill.	Dividends		Investment company	
Launch date	1/5/2005	JPMorgan AM (EU)			
KESr report funds	Yes	PO Box 275, 2012, Luxembourg			
Business year start	01.07.	Luxembourg			
Sustainability type	-	https://www.jpmorganassetmanagement.de			
Fund manager	Amit Mehta, Ayaz Ebrahim, Sandip Patodia				

Performance	1M	6M	YTD	1Y	2Y	3Y	5Y	Since start
Performance	+4.59%	+12.85%	+4.72%	+20.92%	+23.46%	+27.47%	+39.61%	+410.40%
Performance p.a.	-	-	-	+20.86%	+11.10%	+8.42%	+6.89%	+8.78%
Sharpe ratio	8.19	2.23	0.85	1.75	0.61	0.33	0.15	0.21
Volatility	8.80%	10.67%	11.00%	9.77%	11.86%	14.12%	21.13%	24.06%
Worst month	-	-0.67%	-0.67%	-2.75%	-5.71%	-5.71%	-29.49%	-29.49%
Best month	-	6.10%	5.73%	6.10%	6.63%	9.39%	13.47%	31.14%
Maximum loss	-1.66%	-3.59%	-3.59%	-6.29%	-10.33%	-19.95%	-45.27%	-

Distribution permission

Austria, Germany, Switzerland, United Kingdom

1 Important note on update status: The displayed date refers exclusively to the calculation of the NAV.

2 The Mountain-View Data Fund Rating calculates a comparative ranking for funds using yield, volatility and trend data. For more information visit [MVD Funds Rating](#)

3 Displays the Ethical-Dynamical Ratio calculated according to standard criteria. The maximum value is 100. For more information visit [EDA](#)

DISCLAIMER: The information on this page are for informational purposes only and should neither an offer to sell nor a solicitation for the purchase of the security or recommendation in favor of the security to be understood. baha GmbH assumes no liability despite thorough searches for the accuracy of the data.

Funds data from: [www.mountain-view.com](#). Fact Sheet created by: [www.baha.com](#)

Created: 05/21/2024

JPM India C (acc) - USD / LU0129486386 / 666272 / JPMorgan AM (EU)

Investment strategy

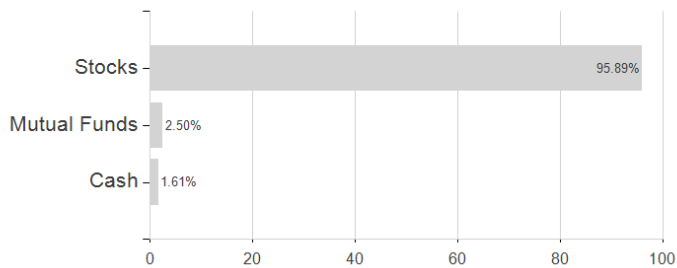
At least 67% of assets invested in equities of companies that are domiciled, or carrying out the main part of their economic activity, in India. The Sub-Fund may also invest in Pakistan, Sri Lanka and Bangladesh. The Sub-Fund may be concentrated in a limited number of securities or sectors from time to time. A Mauritius Subsidiary, wholly-owned by JPMorgan Funds, may be used to facilitate an efficient means of investing.

Investment goal

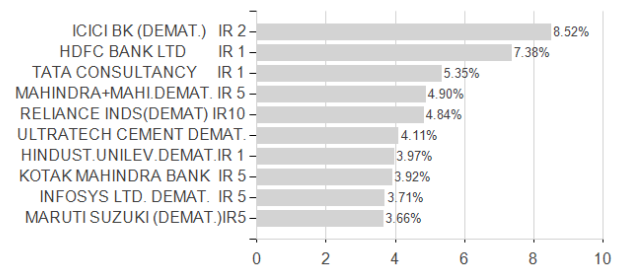
To provide long-term capital growth by investing primarily in Indian companies.

Assessment Structure

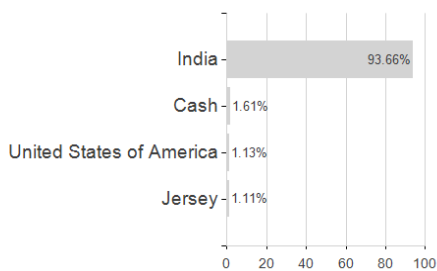
Assets



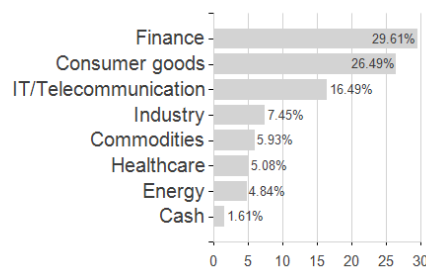
Largest positions



Countries



Branches



Currencies

