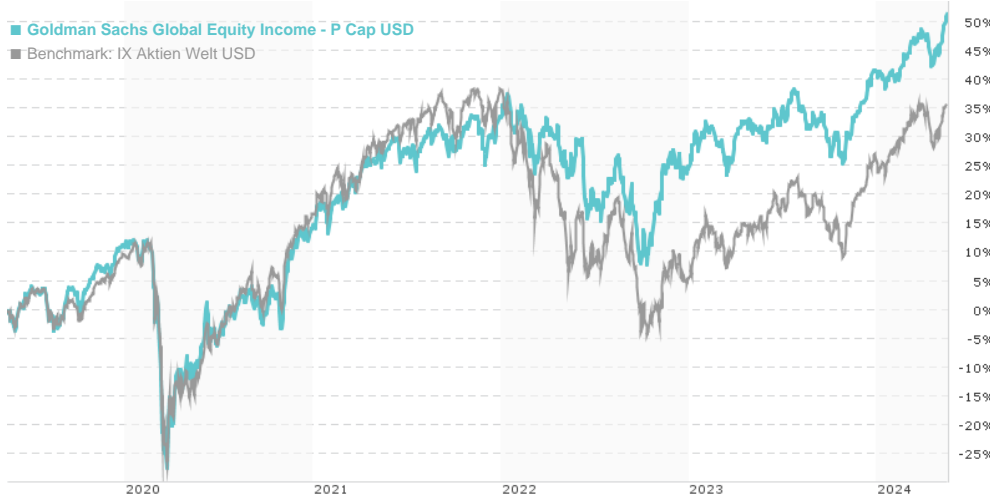


Goldman Sachs Global Equity Income - P Cap USD / LU0205422503 / A0LG6U / Goldman Sachs AM BV

Last 05/16/2024 ¹	Region	Branch	Type of yield	Type
757.01 USD	Worldwide	Mixed Sectors	reinvestment	Equity Fund

■ Goldman Sachs Global Equity Income - P Cap USD
■ Benchmark: IX Aktien Welt USD



Risk key figures

SRI 1 2 3 4 5 6 7

Mountain-View Funds Rating²EDA³

54

Yearly Performance

2023	+13.71%
2022	-6.72%
2021	+16.24%
2020	+3.23%
2019	+21.85%

Master data		Conditions		Other figures	
Fund type	Single fund	Issue surcharge	3.00%	Minimum investment	UNT 0
Category	Equity	Planned administr. fee	0.00%	Savings plan	-
Sub category	Mixed Sectors	Deposit fees	0.00%	UCITS / OGAW	Yes
Fund domicile	Luxembourg	Redemption charge	0.00%	Performance fee	0.00%
Tranch volume	(04/03/2023) EUR 5.47 mill.	Ongoing charges	-	Redeployment fee	0.00%
Total volume	(05/16/2024) EUR 508.44 mill.	Dividends		Investment company	
Launch date	1/26/2005	Goldman Sachs AM BV			
KESr report funds	Yes	Schenkkade 65, 2509, LL Den Haag			
Business year start	01.10.	Netherlands			
Sustainability type	-	www.gsam.com			
Fund manager	-				

Performance	1M	6M	YTD	1Y	2Y	3Y	5Y	Since start
Performance	+6.27%	+13.96%	+6.90%	+15.68%	+21.18%	+18.83%	+50.39%	+147.71%
Performance p.a.	-	-	-	+15.63%	+10.07%	+5.92%	+8.49%	+4.81%
Sharpe ratio	12.95	3.61	2.14	1.36	0.49	0.17	0.27	0.06
Volatility	8.16%	7.30%	7.48%	8.73%	12.69%	12.69%	17.29%	16.14%
Worst month	-	-2.84%	-2.84%	-3.11%	-8.79%	-8.79%	-14.77%	-18.77%
Best month	-	6.86%	4.57%	6.86%	9.64%	9.64%	14.58%	14.58%
Maximum loss	-1.19%	-4.39%	-4.39%	-9.46%	-16.96%	-21.46%	-35.47%	-

Distribution permission

Austria, Germany, Switzerland, United Kingdom

¹ Important note on update status: The displayed date refers exclusively to the calculation of the NAV.

² The Mountain-View Data Fund Rating calculates a comparative ranking for funds using yield, volatility and trend data. For more information visit [MVD Funds Rating](#)

³ Displays the Ethical-Dynamical Ratio calculated according to standard criteria. The maximum value is 100. For more information visit [EDA](#)

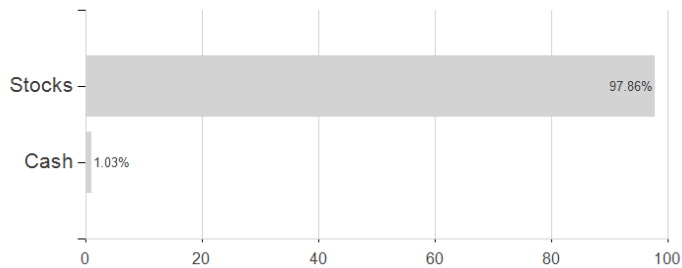
Goldman Sachs Global Equity Income - P Cap USD / LU0205422503 / A0LG6U / Goldman Sachs AM BV

Investment goal

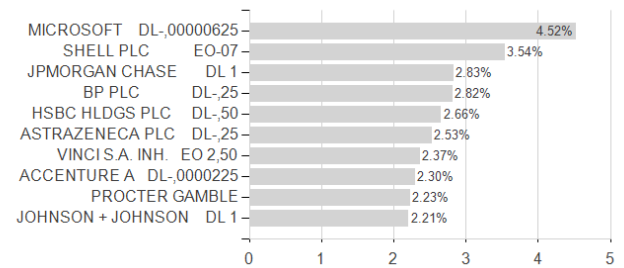
The sub-fund invests primarily in a diversified portfolio of shares and/or transferable securities issued by companies incorporated, quoted or traded in any country in the world and offering an attractive dividend yield. Historical information prior to this fund's launch date refers to Postbank Hoog Dividend Aandelen Fonds, its equivalent Dutch-domiciled version.

Assessment Structure

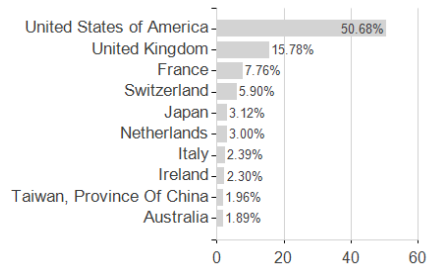
Assets



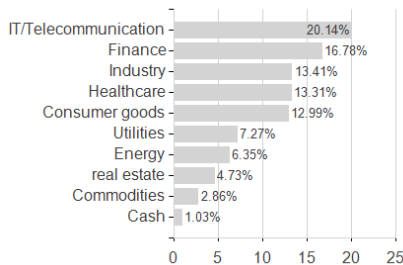
Largest positions



Countries



Branches



Currencies

