

JPM America Equity A (acc) - EUR (hedged) / LU0159042083 / A0HHC9 / JPMorgan AM (EU)

| Last 05/22/2024 ¹ | Country | Branch | Type of yield | Type |
|------------------------------|--------------------------|---------------|---------------|-------------|
| 28.09 EUR | United States of America | Mixed Sectors | reinvestment | Equity Fund |

■ JPM America Equity A (acc) - EUR (hedged)
■ Benchmark: IX Aktien USA EUR



Risk key figures

SRI 1 2 3 4 5 6 7

Mountain-View Funds Rating²

▲ ▲ ▲ ▲ ▲ ▲

EDA³

70

Yearly Performance

| | |
|------|---------|
| 2023 | +27.91% |
| 2022 | -21.82% |
| 2021 | +24.65% |
| 2020 | +19.71% |
| 2019 | +24.28% |

| Master data | | Conditions | | Other figures | |
|---------------------|---------------------------------|--|-------|--------------------|---------------|
| Fund type | Single fund | Issue surcharge | 5.00% | Minimum investment | USD 35,000.00 |
| Category | Equity | Planned administr. fee | 0.00% | Savings plan | - |
| Sub category | Mixed Sectors | Deposit fees | 0.00% | UCITS / OGAW | Yes |
| Fund domicile | Luxembourg | Redemption charge | 0.50% | Performance fee | 0.00% |
| Tranch volume | (05/22/2024) USD 124.13 mill. | Ongoing charges | - | Redeployment fee | 0.00% |
| Total volume | (05/22/2024) USD 6,868.48 mill. | Dividends | | Investment company | |
| Launch date | 3/15/2007 | JPMorgan AM (EU) | | | |
| KESr report funds | Yes | PO Box 275, 2012, Luxembourg | | | |
| Business year start | 01.07. | Luxembourg | | | |
| Sustainability type | - | https://www.jpmorganassetmanagement.de | | | |
| Fund manager | Jonathan Simon, Timothy Parton | | | | |

| Performance | 1M | 6M | YTD | 1Y | 2Y | 3Y | 5Y | Since start |
|------------------|--------|---------|---------|---------|---------|---------|---------|-------------|
| Performance | +5.68% | +18.47% | +12.45% | +29.39% | +31.94% | +22.88% | +82.64% | +272.05% |
| Performance p.a. | - | - | - | +29.30% | +14.87% | +7.12% | +12.79% | +7.94% |
| Sharpe ratio | 6.25 | 3.05 | 2.45 | 2.02 | 0.63 | 0.19 | 0.45 | 0.22 |
| Volatility | 14.74% | 12.11% | 12.94% | 12.66% | 17.44% | 17.55% | 19.79% | 18.94% |
| Worst month | - | -3.43% | -3.43% | -4.14% | -9.83% | -9.83% | -12.82% | -17.99% |
| Best month | - | 9.23% | 5.13% | 9.23% | 9.23% | 9.23% | 14.35% | 14.35% |
| Maximum loss | -2.14% | -5.56% | -5.56% | -10.05% | -18.83% | -26.33% | -37.13% | - |

Distribution permission

Austria, Germany, Switzerland, United Kingdom

¹ Important note on update status: The displayed date refers exclusively to the calculation of the NAV.

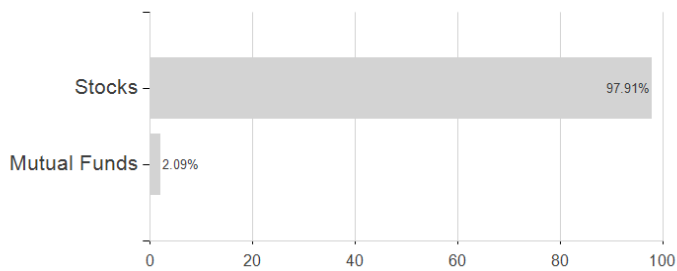
JPM America Equity A (acc) - EUR (hedged) / LU0159042083 / A0HHC9 / JPMorgan AM (EU)

2 The Mountain-View Data Fund Rating calculates a comparative ranking for funds using yield, volatility and trend data. For more information visit [MVD Funds Rating](#)

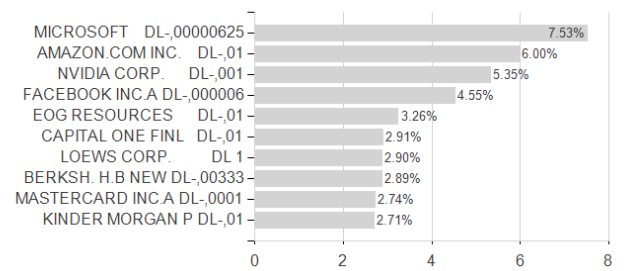
3 Displays the Ethical-Dynamical Ratio calculated according to standard criteria. The maximum value is 100. For more information visit [EDA](#)

Assessment Structure

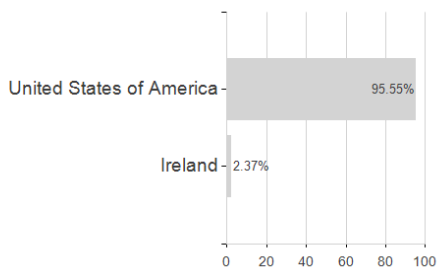
Assets



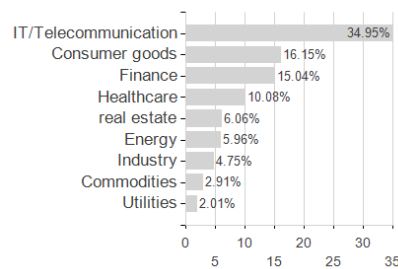
Largest positions



Countries



Branches



Currencies

