

AF Value Invest UI / DE000A0MKQ32 / A0MKQ3 / Universal-Investment

Last 05/23/2024 ¹	Region	Branch	Type of yield	Type
126.36 EUR	Worldwide	Mixed fund/flexible	paying dividend	Mixed Fund

■ AF Value Invest UI
■ Benchmark: IX Mischfonds flexibel EUR



Risk key figures

SRI 1 2 3 4 5 6 7

Mountain-View Funds Rating²EDA³

▲ ▲ ▲ ▲ ▲ ▲

72

Yearly Performance

2023	+11.94%
2022	-7.13%
2021	+18.66%
2020	+2.38%
2019	+10.50%

Master data		Conditions		Other figures	
Fund type	Single fund	Issue surcharge	0.00%	Minimum investment	UNT 0
Category	Mixed Fund	Planned administr. fee	0.00%	Savings plan	Yes
Sub category	Mixed fund/flexible	Deposit fees	0.10%	UCITS / OGAW	Yes
Fund domicile	Germany	Redemption charge	0.00%	Performance fee	0.00%
Tranch volume	(05/23/2024) EUR 75.24 mill.	Ongoing charges	-	Redeployment fee	0.00%
Total volume	(05/22/2024) EUR 75.58 mill.	Dividends		Investment company	
Launch date	4/4/2007	15.05.2024	1.00 EUR	Universal-Investment Theodor-Heuss-Allee 70, 60486, Frankfurt am Main Germany https://www.universal-investment.com	
KEST report funds	No	15.05.2023	0.96 EUR		
Business year start	01.04.	16.05.2022	1.05 EUR		
Sustainability type	-	17.05.2021	1.05 EUR		
Fund manager	-	15.05.2020	1.00 EUR		

Performance	1M	6M	YTD	1Y	2Y	3Y	5Y	Since start
Performance	+1.43%	+6.80%	+3.76%	+9.65%	+19.82%	+19.21%	+39.65%	+53.29%
Performance p.a.	-	-	-	+9.63%	+9.45%	+6.04%	+6.90%	+2.52%
Sharpe ratio	2.18	2.22	1.23	1.10	0.83	0.28	0.30	-0.16
Volatility	6.90%	4.67%	4.98%	5.30%	6.76%	8.02%	10.18%	8.20%
Worst month	-	-1.60%	-1.60%	-1.60%	-3.50%	-5.69%	-7.46%	-10.34%
Best month	-	4.88%	2.26%	4.88%	5.84%	5.84%	8.21%	8.21%
Maximum loss	-0.97%	-1.78%	-1.78%	-3.74%	-5.96%	-14.46%	-21.22%	-

Distribution permission

Germany

¹ Important note on update status: The displayed date refers exclusively to the calculation of the NAV.

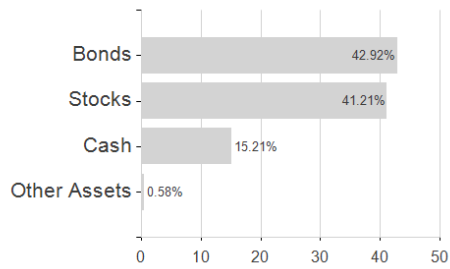
² The Mountain-View Data Fund Rating calculates a comparative ranking for funds using yield, volatility and trend data. For more information visit [MVD Funds Rating](#)

³ Displays the Ethical-Dynamical Ratio calculated according to standard criteria. The maximum value is 100. For more information visit [EDA](#)

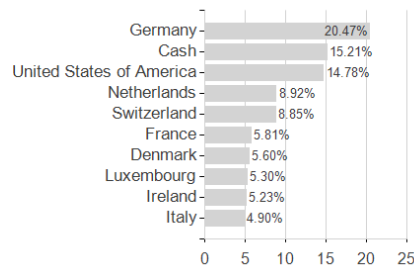
AF Value Invest UI / DE000A0MKQ32 / A0MKQ3 / Universal-Investment

Assessment Structure

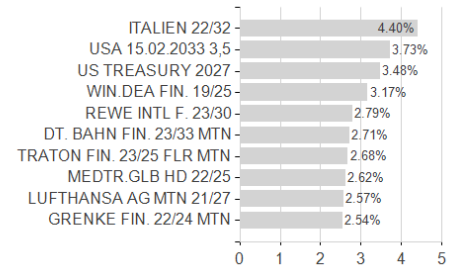
Assets



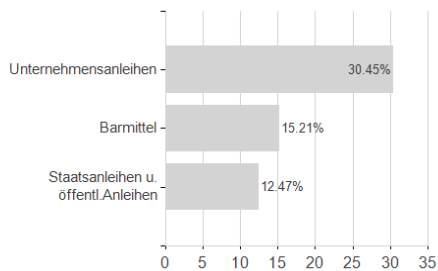
Countries



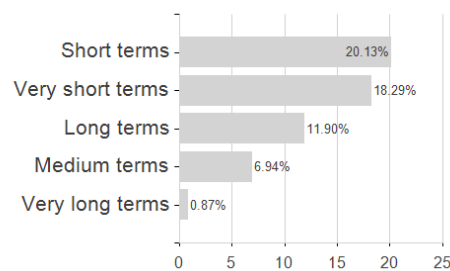
Largest positions



Issuer



Duration



Currencies

