

Franklin Biotechnology Disc.F.C USD / LU0260873095 / A0KEDV / Franklin Templeton

Last 09/23/2021 <sup>1</sup> <b>49.72 USD</b>	Region Worldwide	Branch Sector Biotechnology	Type of yield reinvestment	Type Equity Fund
--	---------------------	--------------------------------	-------------------------------	---------------------



**Risk key figures**

SRRI	1	2	3	4	5	6	<b>7</b>
------	---	---	---	---	---	---	----------

Mountain-View Funds Rating	EDA <sup>2</sup>
▲ ▲ ▲ ▲ ▲ ▲	72

**Yearly Performance**

2020	+26.80%
2019	+32.76%
2018	-16.80%
2017	+16.28%
2016	-18.38%

Master data	Conditions	Other figures
-------------	------------	---------------

Fund type	Single fund	Issue surcharge	0.00%	Minimum investment	USD 5,000.00
Category	Equity	Planned administr. fee	0.00%	Savings plan	Yes
Sub category	Sector Biotechnology	Deposit fees	0.14%	UCITS / OGAW	Yes
Fund domicile	Luxembourg	Redemption charge	0.00%	Performance fee	0.00%
Tranch volume	(08/31/2021) USD 21,73 Mio.	Ongoing charges	(12/31/2020) 2.41%	Redeployment fee	0.00%
Total volume	(08/31/2021) USD 2.530,48 Mio.	<b>Dividends</b>		<b>Investment company</b>	
Launch date	9/1/2006	Franklin Templeton			
KESt report funds	No	Universitätsring 10, 1010, Wien			
Business year start	01.07.	Austria			
Sustainability type	-	https://www.franklintempleton.at			
Fund manager	E. McCulloch, A. Felt, W. Lam				

Performance	1M	6M	YTD	1Y	2Y	3Y	5Y	Since start
Performance	+2.01%	-2.01%	-5.33%	+6.56%	+41.37%	+25.08%	+40.45%	+397.20%
Performance p.a.	-	-	-	+6.56%	+18.87%	+7.75%	+7.03%	+11.23%
Sharpe ratio	1.31	-0.17	-0.30	0.32	0.68	0.30	0.30	0.49
Volatility	20.56%	20.23%	22.12%	22.27%	28.57%	27.96%	25.39%	23.85%
Worst month	-	-6.32%	-6.32%	-6.32%	-9.35%	-14.80%	-14.80%	-22.78%
Best month	-	5.73%	5.73%	11.47%	13.52%	13.72%	13.72%	14.69%
Maximum loss	-5.57%	-9.68%	-21.33%	-21.33%	-28.74%	-28.74%	-29.96%	-
Outperformance	-	-	-0.76%	-2.87%	+1.32%	-6.02%	-21.81%	-

**Distribution permission**

Austria, Germany, Switzerland, United Kingdom, Luxembourg

<sup>1</sup> Important note on update status: The displayed date refers exclusively to the calculation of the NAV.

<sup>2</sup> Displays the Ethical-Dynamical Ratio calculated according to standard criteria. The maximum value is 100. For more information visit <http://www.mountain-view.com/MVD-Fonds-Rating.pdf>

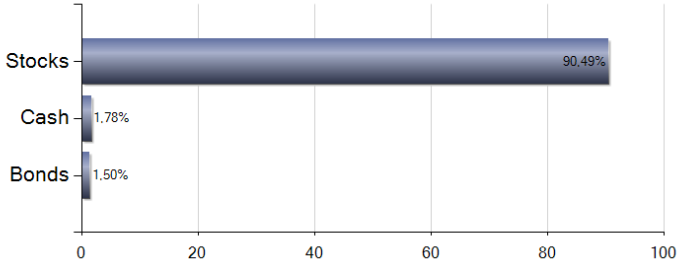
**Franklin Biotechnology Disc.F.C USD / LU0260873095 / A0KEDV / Franklin Templeton**

**Investment goal**

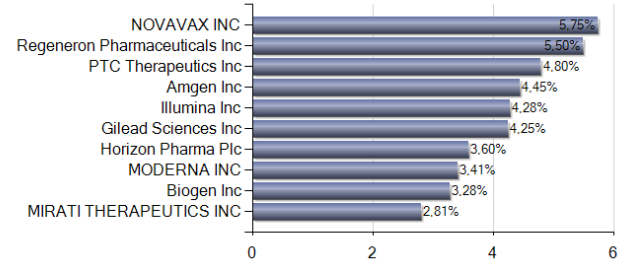
The Fund aims to capital appreciation by investing principally in equity securities of biotechnology companies and discovery research firms mainly located in the US.

**Assessment Structure**

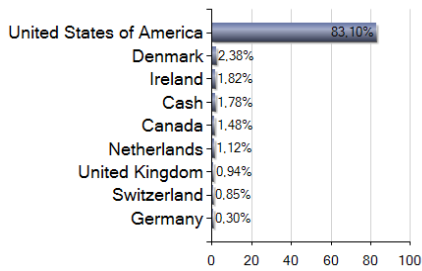
**Assets**



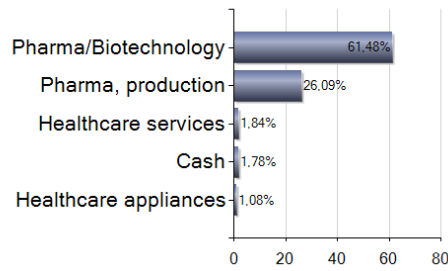
**Largest positions**



**Countries**



**Branches**



**Currencies**

