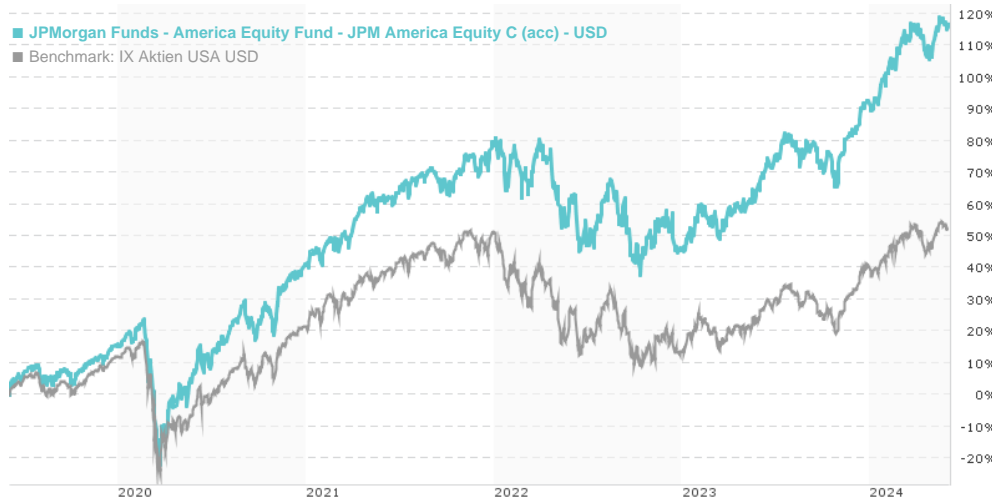


## JPMorgan Funds - America Equity Fund - JPM America Equity C (acc) - USD / LU0129459060 / 666227 / JPMorgan AM

Last 06/03/2024¹	Country	Branch	Type of yield	Type
71.80 USD	United States of America	Mixed Sectors	reinvestment	Equity Fund



## Risk key figures

SRI 1 2 3 4 5 6 7

Mountain-View Funds Rating²

▲ ▲ ▲ ▲ ▲ ▲

EDA³

70

## Yearly Performance

2023	+32.25%
2022	-18.47%
2021	+26.86%
2020	+22.15%
2019	+29.02%

Master data		Conditions		Other figures	
Fund type	Single fund	Issue surcharge	0.00%	Minimum investment	USD 10,000,000.00
Category	Equity	Planned administr. fee	0.00%	Savings plan	-
Sub category	Mixed Sectors	Deposit fees	0.00%	UCITS / OGAW	Yes
Fund domicile	Luxembourg	Redemption charge	0.00%	Performance fee	0.00%
Tranch volume	(06/03/2024) USD 1,022.17 mill.	Ongoing charges	-	Redeployment fee	0.00%
Total volume	(06/03/2024) USD 6,892.24 mill.	Dividends		Investment company	
Launch date	8/26/2004	JPMorgan AM (EU)			
KESt report funds	Yes	PO Box 275, 2012, Luxembourg			
Business year start	01.07.	Luxembourg			
Sustainability type	-	https://www.jpmorganassetmanagement.de			
Fund manager	Jonathan Simon, Timothy Parton				

Performance	1M	6M	YTD	1Y	2Y	3Y	5Y	Since start
Performance	+2.81%	+18.48%	+12.52%	+28.54%	+33.43%	+34.86%	+118.24%	+618.00%
Performance p.a.	-	-	-	+28.62%	+15.49%	+10.47%	+16.87%	+10.48%
Sharpe ratio	3.43	3.05	2.28	2.02	0.68	0.38	0.67	0.38
Volatility	10.14%	12.13%	12.59%	12.33%	17.24%	17.45%	19.67%	17.81%
Worst month	-	-3.22%	-3.22%	-3.94%	-9.29%	-9.29%	-12.99%	-15.90%
Best month	-	5.33%	5.33%	9.56%	9.56%	9.56%	14.60%	14.60%
Maximum loss	-1.70%	-5.28%	-5.28%	-9.26%	-17.94%	-23.86%	-37.00%	-

## Distribution permission

Austria, Germany, Switzerland, United Kingdom

## JPMorgan Funds - America Equity Fund - JPM America Equity C (acc) - USD / LU0129459060 / 666227 / JPMorgan AM

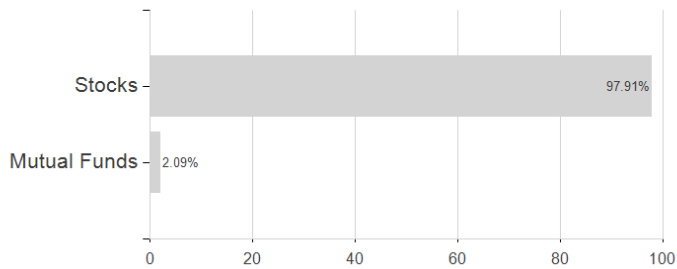
1 Important note on update status: The displayed date refers exclusively to the calculation of the NAV.

2 The Mountain-View Data Fund Rating calculates a comparative ranking for funds using yield, volatility and trend data. For more information visit [MVD Funds Rating](#)

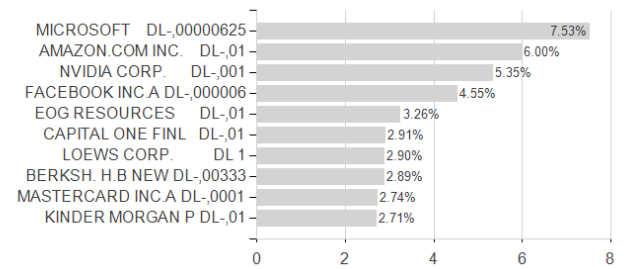
3 Displays the Ethical-Dynamical Ratio calculated according to standard criteria. The maximum value is 100. For more information visit [EDA](#)

### Assessment Structure

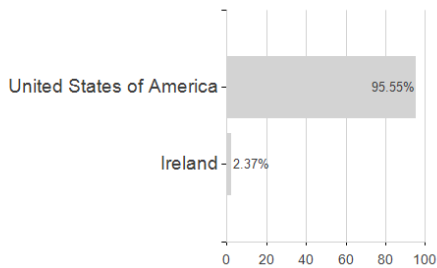
#### Assets



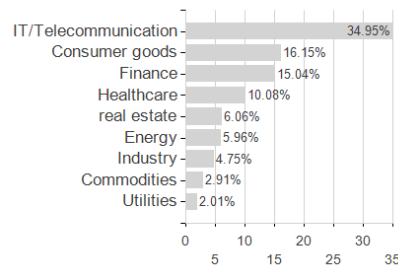
#### Largest positions



#### Countries



#### Branches



#### Currencies

