

JPM Europe Strategic Value C (acc) - EUR / LU0129445192 / 666255 / JPMorgan AM (EU)

Last 05/21/2024 ¹	Region	Branch	Type of yield	Type
30.47 EUR	Europe	Mixed Sectors	reinvestment	Equity Fund

■ JPM Europe Strategic Value C (acc) - EUR
■ Benchmark: IX Aktien Europa EUR



Risk key figures

SRI 1 2 3 4 5 6 7

Mountain-View Funds Rating²EDA³ 70

Yearly Performance

2023	+14.84%
2022	-3.37%
2021	+28.59%
2020	-15.42%
2019	+18.93%

Master data		Conditions		Other figures	
Fund type	Single fund	Issue surcharge	0.00%	Minimum investment	USD 10,000,000.00
Category	Equity	Planned administr. fee	0.00%	Savings plan	-
Sub category	Mixed Sectors	Deposit fees	0.00%	UCITS / OGAW	Yes
Fund domicile	Luxembourg	Redemption charge	0.00%	Performance fee	0.00%
Tranch volume	(05/21/2024) EUR 83.13 mill.	Ongoing charges	-	Redeployment fee	0.00%
Total volume	(05/21/2024) EUR 1,381.07 mill.	Dividends		Investment company	
Launch date	9/1/2004	JPMorgan AM (EU)			
KESt report funds	Yes	PO Box 275, 2012, Luxembourg			
Business year start	01.07.	Luxembourg			
Sustainability type	-	https://www.jpmorganassetmanagement.de			
Fund manager	Michael Barakos, Ian Butler, Thomas Buckingham				

Performance	1M	6M	YTD	1Y	2Y	3Y	5Y	Since start
Performance	+4.49%	+18.01%	+12.85%	+21.06%	+27.12%	+35.30%	+47.27%	+204.70%
Performance p.a.	-	-	-	+21.06%	+12.76%	+10.59%	+8.04%	+5.81%
Sharpe ratio	8.33	4.36	3.77	1.73	0.66	0.45	0.21	0.10
Volatility	8.40%	8.22%	8.81%	9.98%	13.62%	15.21%	20.15%	19.35%
Worst month	-	0.56%	0.56%	-4.70%	-10.70%	-10.70%	-23.94%	-23.94%
Best month	-	6.25%	6.25%	6.25%	8.45%	8.45%	23.10%	23.10%
Maximum loss	-0.95%	-3.33%	-3.33%	-5.93%	-17.05%	-20.72%	-45.01%	-

Distribution permission

Austria, Germany, Switzerland, United Kingdom

¹ Important note on update status: The displayed date refers exclusively to the calculation of the NAV.

² The Mountain-View Data Fund Rating calculates a comparative ranking for funds using yield, volatility and trend data. For more information visit [MVD Funds Rating](#)

DISCLAIMER: The information on this page are for informational purposes only and should neither an offer to sell nor a solicitation for the purchase of the security or recommendation in favor of the security to be understood. baha GmbH assumes no liability despite thorough searches for the accuracy of the data.

Funds data from: [www.mountain-view.com](#). Fact Sheet created by: [www.baha.com](#)

Created: 05/22/2024

JPM Europe Strategic Value C (acc) - EUR / LU0129445192 / 666255 / JPMorgan AM (EU)

Investment strategy

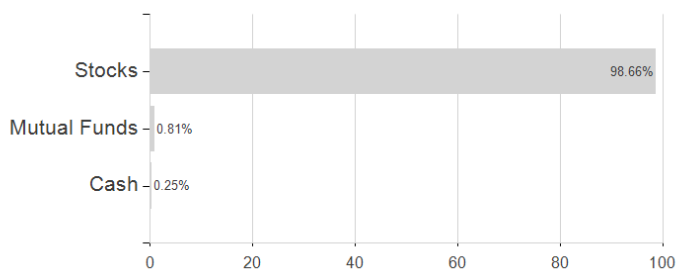
The Sub-Fund is actively managed. Though the majority of its holdings (excluding derivatives) are likely to be components of the benchmark, the Investment Manager has broad discretion to deviate from its securities, weightings and risk characteristics. The degree to which the Sub-Fund may resemble the composition and risk characteristics of the benchmark will vary over time and its performance may be meaningfully different. At least 67% of assets invested in a value style biased portfolio of equities of companies that are domiciled, or carrying out the main part of their economic activity, in a European country. At least 51% of assets are invested in companies with positive environmental and/or social characteristics that follow good governance practices as measured through the Investment Manager's proprietary ESG scoring methodology and/or third party data.

Investment goal

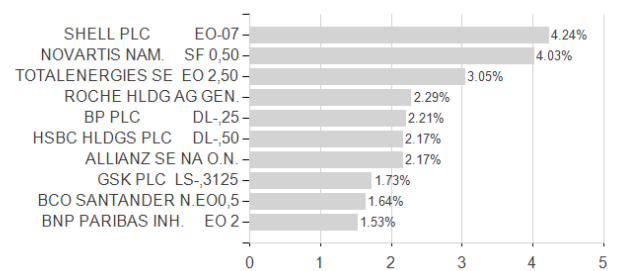
To provide long-term capital growth by investing primarily in a value style-biased portfolio of European companies.

Assessment Structure

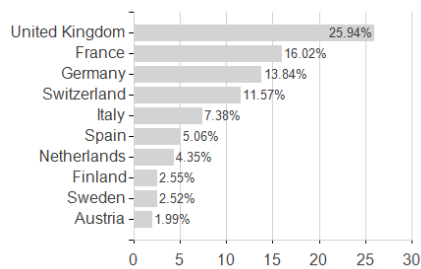
Assets



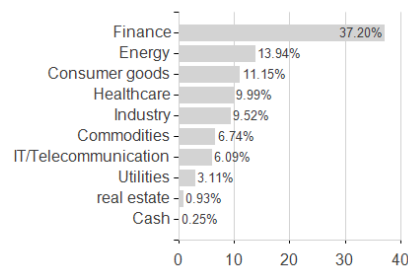
Largest positions



Countries



Branches



Currencies

