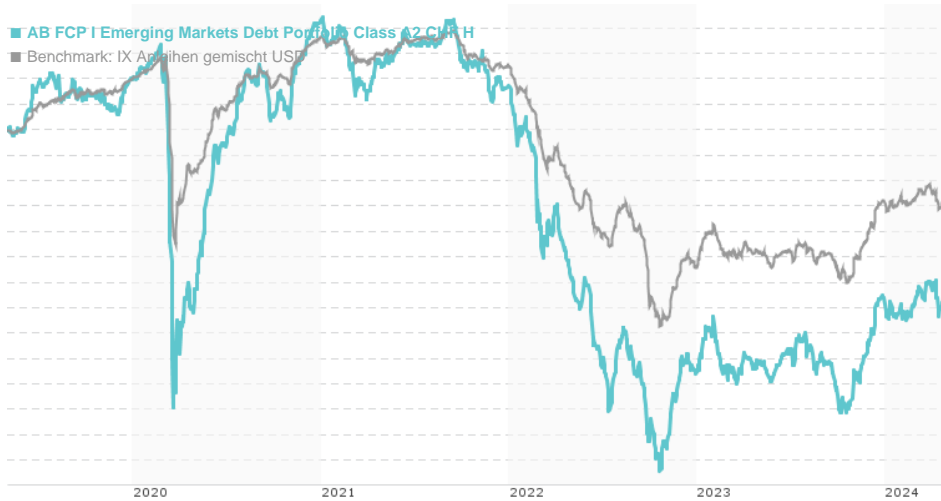


**AB FCP I Emerging Markets Debt Portfolio Class A2 CHF H / LU0805982542 / A3CP4M / AllianceBernstein LU**

Last 04/30/2024 <sup>1</sup>	Region	Branch	Type of yield	Type
13.06 CHF	Emerging Markets	Bonds: Mixed	reinvestment	Fixed-Income Fund



**Risk key figures**

SRI 1 2 3 4 5 6 7

Mountain-View Funds Rating<sup>2</sup> EDA<sup>3</sup>

78

**Yearly Performance**

2023	+7.41%
2022	-21.88%
2021	-4.73%
2020	+4.50%
2019	+10.19%

Master data		Conditions		Other figures	
Fund type	Single fund	Issue surcharge	5.00%	Minimum investment	CHF 2,000.00
Category	Bonds	Planned administr. fee	0.00%	Savings plan	-
Sub category	Bonds: Mixed	Deposit fees	0.00%	UCITS / OGAW	Yes
Fund domicile	Luxembourg	Redemption charge	0.00%	Performance fee	0.00%
Tranch volume	(04/30/2024) USD 0.010 mill.	Ongoing charges	-	Redeployment fee	0.00%
Total volume	(04/30/2024) USD 473.98 mill.	Dividends		Investment company	
Launch date	12/21/2012	AllianceBernstein LU			
KESr report funds	No	2-4, rue Eugene Ruppert, 2453, Luxembourg			
Business year start	01.09.	Luxembourg			
Sustainability type	-	https://www.alliancebernstein.com			
Fund manager	Christian DiClementi, Elizabeth Bakarich				

Performance	1M	6M	YTD	1Y	2Y	3Y	5Y	Since start
Performance	-1.58%	+9.02%	-0.99%	+5.32%	-2.68%	-18.27%	-14.02%	-13.05%
Performance p.a.	-	-	-	+5.34%	-1.35%	-6.50%	-2.97%	-1.22%
Sharpe ratio	-2.90	2.20	-1.10	0.23	-0.67	-1.36	-0.76	-0.70
Volatility	7.79%	6.86%	6.19%	6.48%	7.80%	7.61%	8.98%	7.19%
Worst month	-	-2.39%	-2.39%	-3.19%	-7.55%	-7.55%	-18.21%	-18.21%
Best month	-	5.25%	4.52%	5.25%	7.80%	7.80%	8.50%	8.50%
Maximum loss	-3.14%	-3.14%	-3.14%	-7.52%	-17.27%	-32.71%	-32.79%	-

**Distribution permission**

Austria, Germany, Switzerland

<sup>1</sup> Important note on update status: The displayed date refers exclusively to the calculation of the NAV.

<sup>2</sup> The Mountain-View Data Fund Rating calculates a comparative ranking for funds using yield, volatility and trend data. For more information visit [MVD Funds Rating](#)

<sup>3</sup> Displays the Ethical-Dynamical Ratio calculated according to standard criteria. The maximum value is 100. For more information visit [EDA](#)

DISCLAIMER: The information on this page are for informational purposes only and should neither an offer to sell nor a solicitation for the purchase of the security or recommendation in favor of the security to be understood. baha GmbH assumes no liability despite thorough searches for the accuracy of the data.

Funds data from: www.mountain-view.com. Fact Sheet created by: www.baha.com

Created: 05/02/2024

## AB FCP I Emerging Markets Debt Portfolio Class A2 CHF H / LU0805982542 / A3CP4M / AllianceBernstein LU

### Investment strategy

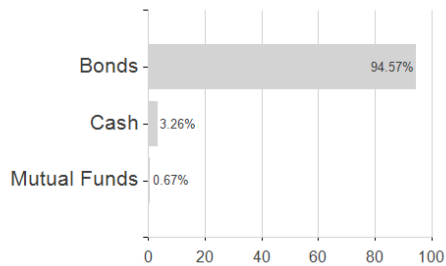
Under normal circumstances, the Portfolio invests mainly in US Dollar ("USD") denominated debt securities of governments or economic development organisations in emerging market countries. The Portfolio may invest in both higher-rated (Investment Grade) and lower-rated (below Investment Grade) and therefore riskier debt securities. The Portfolio may invest up to 10 % in contingent convertible bonds (CoCos).

### Investment goal

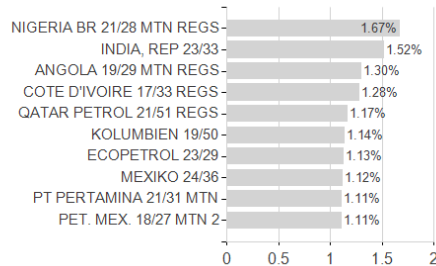
The Portfolio seeks to achieve a high return on your investment, both by earning high income and by increasing the value of your investment over the long term.

### Assessment Structure

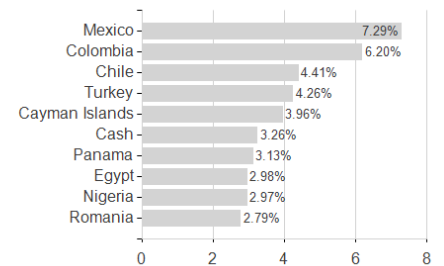
#### Assets



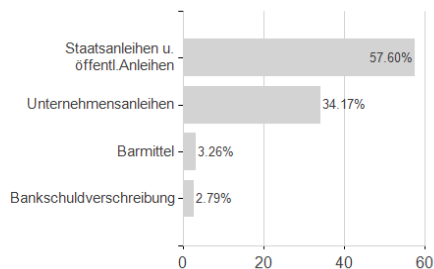
#### Largest positions



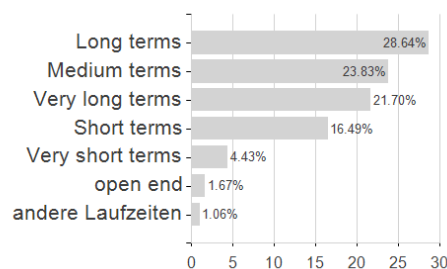
#### Countries



#### Issuer



#### Duration



#### Currencies

