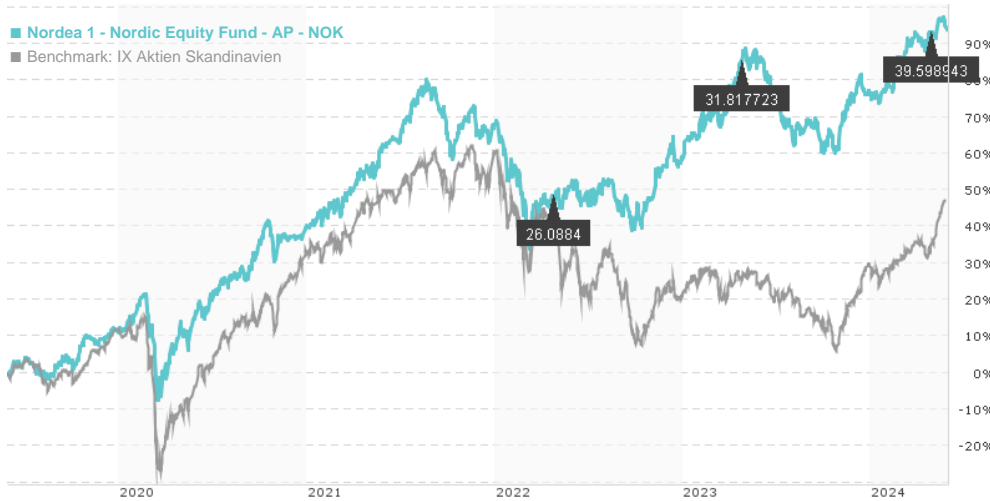


Nordea 1 - Nordic Equity Fund - AP - NOK / LU0255619701 / A0J3W6 / Nordea Inv. Funds

Last 05/28/2024 ¹	Region	Branch	Type of yield	Type
1132.55 NOK	Scandinavia	Mixed Sectors	paying dividend	Equity Fund

■ Nordea 1 - Nordic Equity Fund - AP - NOK
■ Benchmark: IX Aktien Skandinavien



Risk key figures

SRI 1 2 3 4 5 6 7

Mountain-View Funds Rating² EDA³

▲▲▲▲▲▲ 86

Yearly Performance

2023	+11.83%
2022	-5.69%
2021	+19.52%
2020	+26.25%
2019	+20.75%

Master data		Conditions		Other figures	
Fund type	Single fund	Issue surcharge	5.00%	Minimum investment	UNT 0
Category	Equity	Planned administr. fee	0.00%	Savings plan	-
Sub category	Mixed Sectors	Deposit fees	0.00%	UCITS / OGAW	Yes
Fund domicile	Luxembourg	Redemption charge	0.00%	Performance fee	0.00%
Tranch volume	(05/28/2024) EUR 10.01 mill.	Ongoing charges	-	Redeployment fee	0.00%
Total volume	(05/28/2024) EUR 245.77 mill.	Dividends		Investment company	
Launch date	7/1/2006	26.04.2024	39.60 NOK	Nordea Inv. Funds 562, Rue de Neudorf, 2017, Luxembourg Luxembourg https://www.nordea.lu	
KESr report funds	No	24.04.2023	31.82 NOK		
Business year start	01.01.	22.04.2022	26.09 NOK		
Sustainability type	-	27.04.2021	13.49 NOK		
Fund manager	Nordic, Finnish and Swedish Equities Team	24.04.2020	26.80 NOK		

Performance	1M	6M	YTD	1Y	2Y	3Y	5Y	Since start
Performance	+0.44%	+11.36%	+9.63%	+4.61%	+27.18%	+19.34%	+92.81%	+288.79%
Performance p.a.	-	-	-	+4.63%	+12.79%	+6.06%	+14.01%	+7.87%
Sharpe ratio	0.21	2.26	2.43	0.07	0.70	0.16	0.69	0.23
Volatility	8.57%	9.02%	8.97%	11.10%	12.86%	13.91%	14.82%	17.99%
Worst month	-	-0.07%	-0.07%	-5.91%	-5.91%	-6.72%	-6.85%	-17.77%
Best month	-	7.27%	4.27%	7.27%	7.27%	7.27%	9.82%	18.35%
Maximum loss	-1.56%	-4.28%	-2.63%	-14.10%	-15.12%	-25.72%	-25.72%	-

Distribution permission

Austria, Germany, Switzerland, United Kingdom, Luxembourg

¹ Important note on update status: The displayed date refers exclusively to the calculation of the NAV.

² The Mountain-View Data Fund Rating calculates a comparative ranking for funds using yield, volatility and trend data. For more information visit [MVD Funds Rating](#)

³ Displays the Ethical-Dynamical Ratio calculated according to standard criteria. The maximum value is 100. For more information visit [EDA](#)

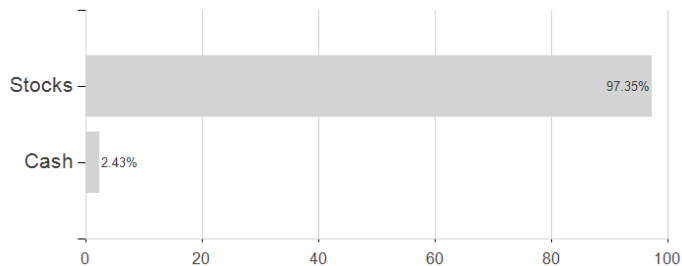
Nordea 1 - Nordic Equity Fund - AP - NOK / LU0255619701 / A0J3W6 / Nordea Inv. Funds

Investment strategy

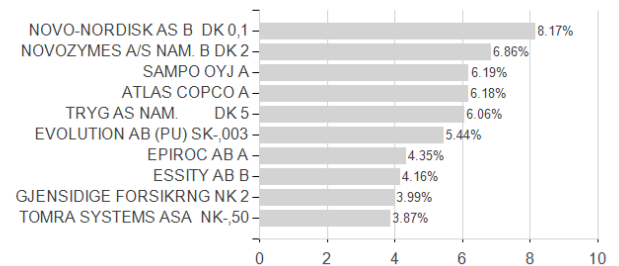
Essentially the funds investment approach involves a fundamental bottom-up process, focusing on internal research and targeting stocks with three common characteristics: attractive valuation, positive earnings momentum and positive news flow. The stock market is screened using both external and internal sources with respect to key parameters, such as FCFy, EV/EBITDA, EV/EBIT, P/E, etc.

Assessment Structure

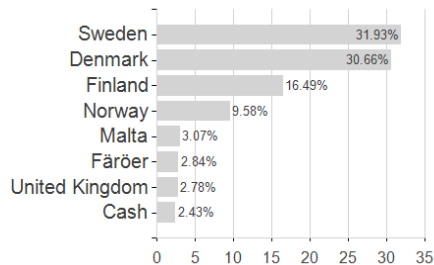
Assets



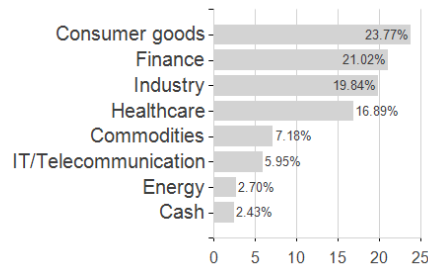
Largest positions



Countries



Branches



Currencies

