

Templeton Asian Growth F.B USD / LU0285260591 / A0MKS2 / Franklin Templeton

Last 11/25/2020 ¹ 17.97 USD	Region Asia (excl. Japan)	Branch Mixed Sectors	Type of yield reinvestment	Type Equity Fund
--	------------------------------	-------------------------	-------------------------------	---------------------



Risk key figures

SRR1	1	2	3	4	5	6	7
------	---	---	---	---	---	----------	---

FER fund risk **4.72**

Mountain-View Funds Rating **EDA²**

▲ ▲ ▲ ▲ ▲ ▲ **64**

Yearly Performance

2019	+20.27%
2018	-21.32%
2017	+27.91%
2016	+17.89%
2015	-27.74%

Master data		Conditions		Other figures	
-------------	--	------------	--	---------------	--

Fund type	Single fund	Issue surcharge	0.00%	Minimum investment	5,000.00
Category	Equity	Planned administr. fee	0.00%	Savings plan	Yes
Sub category	Mixed Sectors	Deposit fees	0.14%	UCITS / OGAW	Yes
Fund domicile	Luxembourg	Redemption charge	0.00%	Performance fee	0.00%
Tranch volume	(10/30/2020) USD 2,33 Mio.	Ongoing charges	(12/31/2019) 3.53%	Redeployment fee	0.00%
Total volume	(10/30/2020) USD 2.994,17 Mio.	Dividends		Investment company	
Launch date	2/14/2007	Franklin Templeton			
KESt report funds	No	Universitätsring 10, 1010, Wien			
Business year start	01.07.	Austria			
Sustainability type	-	https://www.franklintempleton.at			
Fund manager	Sukumar Rajah, Eric Mok				

Performance	1M	6M	YTD	1Y	2Y	3Y	5Y	Since start
Performance	+7.60%	+42.39%	+17.37%	+23.85%	+37.39%	+13.09%	+59.31%	+79.70%
Performance p.a.	-	-	-	+23.77%	+17.21%	+4.19%	+9.75%	+4.34%
Sharpe ratio	7.20	5.28	0.70	0.89	0.82	0.24	0.59	0.23
Volatility	20.07%	19.36%	28.50%	27.29%	21.60%	19.68%	17.58%	20.81%
Worst month	-	-1.05%	-15.42%	-15.42%	-15.42%	-15.42%	-15.42%	-29.74%
Best month	-	10.07%	10.07%	10.07%	10.07%	10.07%	10.07%	18.53%
Maximum loss	-2.19%	-5.94%	-31.85%	-31.85%	-31.85%	-39.10%	-39.10%	-
Outperformance	-	-	-1.88%	-2.29%	-1.46%	-5.82%	-19.38%	-

Distribution permission

Austria, Germany, Switzerland, Netherlands, France, United Kingdom, Belgium, Denmark, Greece, Hong Kong, SAR of China, Ireland, Italy, Norway, Portugal, Singapore, Spain, Luxembourg, Sweden, Liechtenstein, Finland, Poland, Hungary, Czech Republic, Slovakia (Slovak Republic), Chile, Slovenia

¹ Important note on update status: The displayed date refers exclusively to the calculation of the NAV.
² Displays the Ethical-Dynamical Ratio calculated according to standard criteria. The maximum value is 100. For more information visit <http://www.mountain-view.com/MVD-Fonds-Rating.pdf>

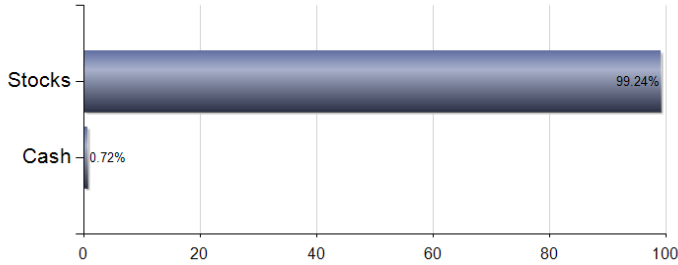
Templeton Asian Growth F.B USD / LU0285260591 / A0MKS2 / Franklin Templeton

Investment goal

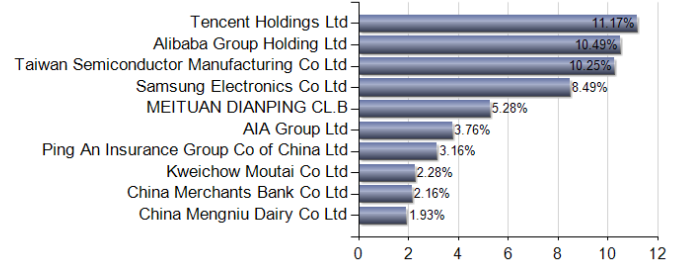
The Fund aims to achieve long-term capital appreciation by investing primarily in equity securities listed in Asia (excluding Australia, New Zealand and Japan).

Assessment Structure

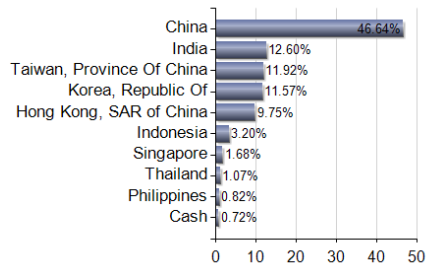
Assets



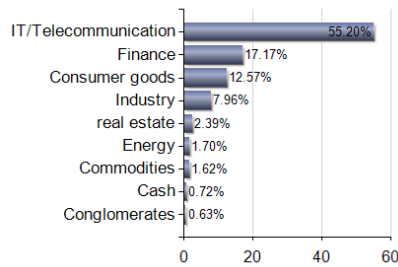
Largest positions



Countries



Branches



Currencies

