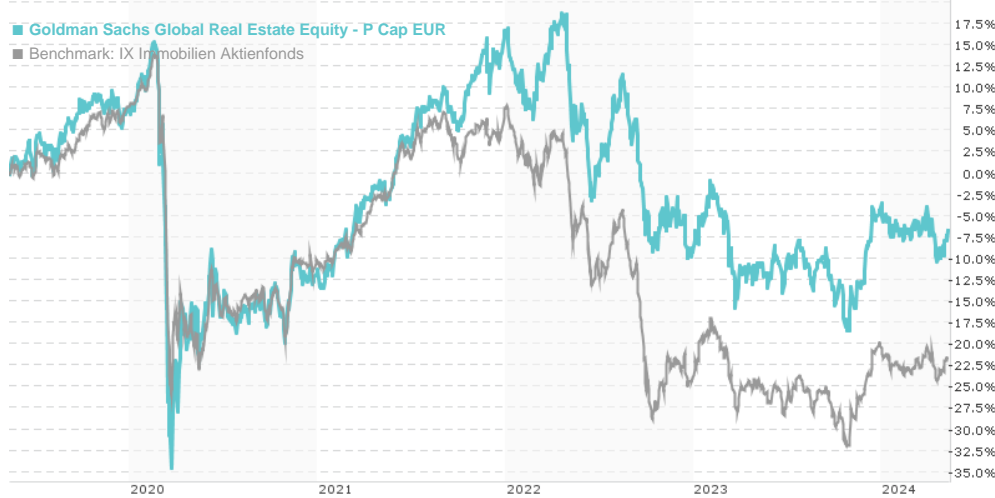


## Goldman Sachs Global Real Estate Equity - P Cap EUR / LU0250172185 / A0LG6V / Goldman Sachs AM BV

Last 05/09/2024 <sup>1</sup>	Region	Branch	Type of yield	Type
356.45 EUR	Worldwide	Real Estate Fund/Equity	reinvestment	Real Estate Investment Fund

■ Goldman Sachs Global Real Estate Equity - P Cap EUR  
■ Benchmark: IX Immobilien Aktienfonds



## Risk key figures

SRI 1 2 3 4 5 6 7

Mountain-View Funds Rating<sup>2</sup> EDA<sup>3</sup>

## Yearly Performance

2023	+5.15%
2022	-22.09%
2021	+31.27%
2020	-17.39%
2019	+20.74%

Master data		Conditions		Other figures	
Fund type	Single fund	Issue surcharge	3.00%	Minimum investment	UNT 0
Category	Real Estate	Planned administr. fee	0.00%	Savings plan	-
Sub category	Real Estate Fund/Equity	Deposit fees	0.00%	UCITS / OGAW	Yes
Fund domicile	Luxembourg	Redemption charge	0.00%	Performance fee	0.00%
Tranch volume	(04/03/2023) EUR 2.30 mill.	Ongoing charges	-	Redeployment fee	0.00%
Total volume	(05/09/2024) EUR 267.04 mill.	Dividends		Investment company	
Launch date	5/15/2006	Goldman Sachs AM BV			
KESt report funds	Yes	Schenkade 65, 2509, LL Den Haag			
Business year start	01.10.	Netherlands			
Sustainability type	-	www.gsam.com			
Fund manager	Filip Bekjarovski, Anastasia Naymushina, Xavier Gérard, Romain Bocher				

Performance	1M	6M	YTD	1Y	2Y	3Y	5Y	Since start
Performance	-1.38%	+10.74%	-2.28%	+4.77%	-11.52%	-5.69%	-6.22%	+47.62%
Performance p.a.	-	-	-	+4.76%	-5.93%	-1.93%	-1.28%	+2.19%
Sharpe ratio	-1.31	1.38	-0.79	0.07	-0.61	-0.39	-0.26	-0.09
Volatility	14.81%	13.74%	12.87%	13.73%	15.94%	14.93%	19.76%	18.65%
Worst month	-	-5.83%	-5.83%	-5.83%	-9.84%	-9.84%	-23.14%	-23.14%
Best month	-	7.70%	7.70%	7.70%	9.48%	9.48%	9.48%	19.02%
Maximum loss	-5.24%	-7.06%	-7.06%	-11.47%	-26.87%	-31.20%	-43.30%	-

## Distribution permission

Austria, Germany, Switzerland, Luxembourg

<sup>1</sup> Important note on update status: The displayed date refers exclusively to the calculation of the NAV.

<sup>2</sup> The Mountain-View Data Fund Rating calculates a computative ranking for funds using yield, volatility and trend data. For more information visit [MVD Funds Rating](#)

<sup>3</sup> Displays the Ethical-Dynamical Ratio calculated according to standard criteria. The maximum value is 100. For more information visit [EDA](#)

DISCLAIMER: The information on this page are for informational purposes only and should neither an offer to sell nor a solicitation for the purchase of the security or recommendation in favor of the security to be understood. baha GmbH assumes no liability despite thorough searches for the accuracy of the data.

Funds data from: [www.mountain-view.com](#). Fact Sheet created by: [www.baha.com](#)

Created: 05/12/2024

## Goldman Sachs Global Real Estate Equity - P Cap EUR / LU0250172185 / A0LG6V / Goldman Sachs AM BV

### Investment strategy

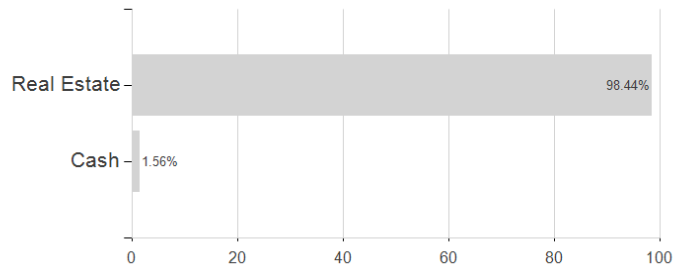
The fund invests in real estate companies established, listed or traded on exchanges across the world. This includes companies which main revenue or activity is linked to real estate property, management and/or development. The portfolio is diversified across countries. The fund uses active management to target companies that score well according to our fundamental investment process, with stock and country deviation limits maintained relative to the benchmark. Its stock-level composition will therefore materially deviate from the benchmark.

### Investment goal

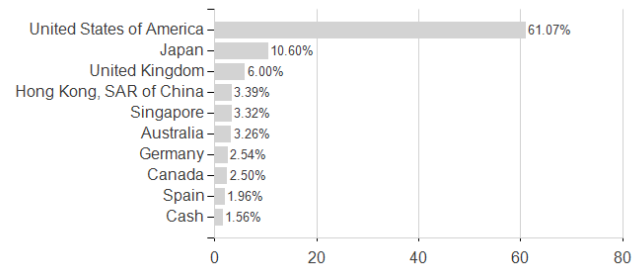
The Fund promotes environmental or social characteristics but does not have a sustainable investment objective. The Fund integrates ESG factors and risk in the investment process alongside traditional factors.

### Assessment Structure

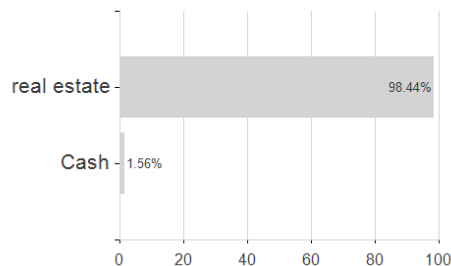
#### Assets



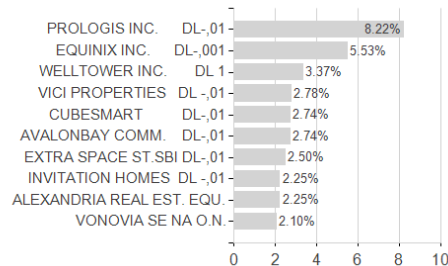
#### Countries



#### Branches



#### Largest positions



#### Currencies

