

**Morgan Stanley Investment Funds Emerging Markets Domestic Debt Fund B / LU0283960150 / A0MKYP / MSIM Fund**

| Last 04/30/2024 <sup>1</sup> | Region           | Branch                     | Type of yield | Type              |
|------------------------------|------------------|----------------------------|---------------|-------------------|
| 24.36 USD                    | Emerging Markets | Bonds: Focus Public Sector | reinvestment  | Fixed-Income Fund |



**Risk key figures**

SRI 1 2 3 4 5 6 7

Mountain-View Funds Rating<sup>2</sup> EDA<sup>3</sup>

73

**Yearly Performance**

|      |         |
|------|---------|
| 2017 | +12.75% |
| 2016 | +6.36%  |
| 2015 | -18.00% |
| 2014 | -8.10%  |
| 2013 | -14.10% |

| Master data         |                              | Conditions                             |                    | Other figures      |       |
|---------------------|------------------------------|--|--------------------|--------------------|-------|
| Fund type           | Single fund                  | Issue surcharge                        | 0.00%              | Minimum investment | UNT 0 |
| Category            | Bonds                        | Planned administr. fee                 | 0.00%              | Savings plan       | -     |
| Sub category        | Bonds: Focus Public Sector   | Deposit fees                           | 0.00%              | UCITS / OGAW       | Yes   |
| Fund domicile       | Luxembourg                   | Redemption charge                      | 4.00%              | Performance fee    | 0.00% |
| Tranch volume       | (03/20/2024) USD 0.637 mill. | Ongoing charges                        | (12/31/2017) 2.64% | Redeployment fee   | 0.00% |
| Total volume        | (04/30/2024) USD 74.63 mill. | Dividends                              |                    | Investment company |       |
| Launch date         | 2/28/2007                    | MSIM Fund M. (IE)                      |                    |                    |       |
| KESr report funds   | No                           | Junghofstrasse 13-15, 60311, Frankfurt |                    |                    |       |
| Business year start | 01.01.                       | Germany                                |                    |                    |       |
| Sustainability type | -                            | https://www.morganstanley.com          |                    |                    |       |
| Fund manager        | Sahil Tandon, Warren Mar     |  |                    |                    |       |

| Performance      | 1M     | 6M     | YTD    | 1Y      | 2Y      | 3Y      | 5Y      | Since start |
|------------------|--------|--------|--------|---------|---------|---------|---------|-------------|
| Performance      | -3.03% | +5.23% | -3.60% | +1.50%  | -       | -       | -       | -2.56%      |
| Performance p.a. | -      | -      | -      | +1.50%  | -       | -       | -       | -0.15%      |
| Sharpe ratio     | -4.85  | 0.96   | -2.39  | -0.31   | -       | -       | -       | -0.47       |
| Volatility       | 7.59%  | 7.20%  | 6.04%  | 7.53%   | 4.53%   | 4.53%   | 4.53%   | 8.44%       |
| Worst month      | -      | -2.95% | -2.95% | -4.54%  | -4.54%  | 0.00%   | 0.00%   | -15.81%     |
| Best month       | -      | 5.50%  | 3.65%  | 5.50%   | 5.50%   | 0.00%   | 0.00%   | 10.11%      |
| Maximum loss     | -4.14% | -4.14% | -4.14% | -10.24% | -10.24% | -10.24% | -10.24% | -           |

**Distribution permission**

Austria, Germany, Switzerland, Netherlands, France, United Kingdom, Belgium, Denmark, Greece, Hong Kong, SAR of China, Ireland, Italy, Norway, Portugal, Spain, Luxembourg, Sweden, Finland, Chile

<sup>1</sup> Important note on update status: The displayed date refers exclusively to the calculation of the NAV.

<sup>2</sup> The Mountain-View Data Fund Rating calculates a comparative ranking for funds using yield, volatility and trend data. For more information visit [MVD Funds Rating](#)

<sup>3</sup> Displays the Ethical-Dynamical Ratio calculated according to standard criteria. The maximum value is 100. For more information visit [EDA](#)

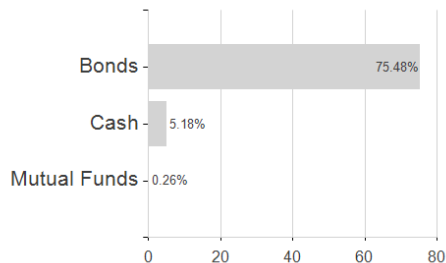
## Morgan Stanley Investment Funds Emerging Markets Domestic Debt Fund B / LU0283960150 / A0MKYP / MSIM Fund

### Investment goal

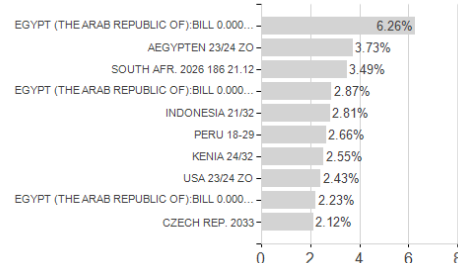
Seeks, to maximise total return primarily through investment in a portfolio of emerging market bonds and other emerging market debt securities, denominated in the local currency of issue. The Fund intends to invest its assets in emerging market debt securities that provide a high level of current income, while at the same time holding the potential for capital appreciation.

### Assessment Structure

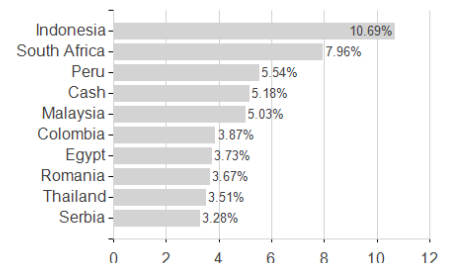
#### Assets



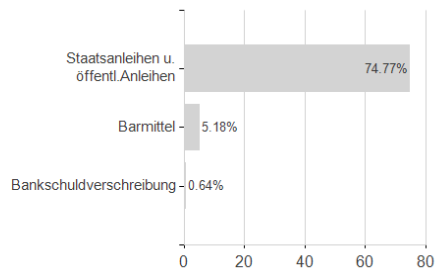
#### Largest positions



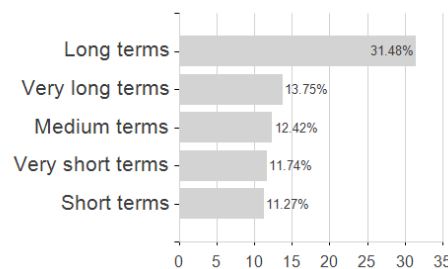
#### Countries



#### Issuer



#### Duration



#### Currencies

