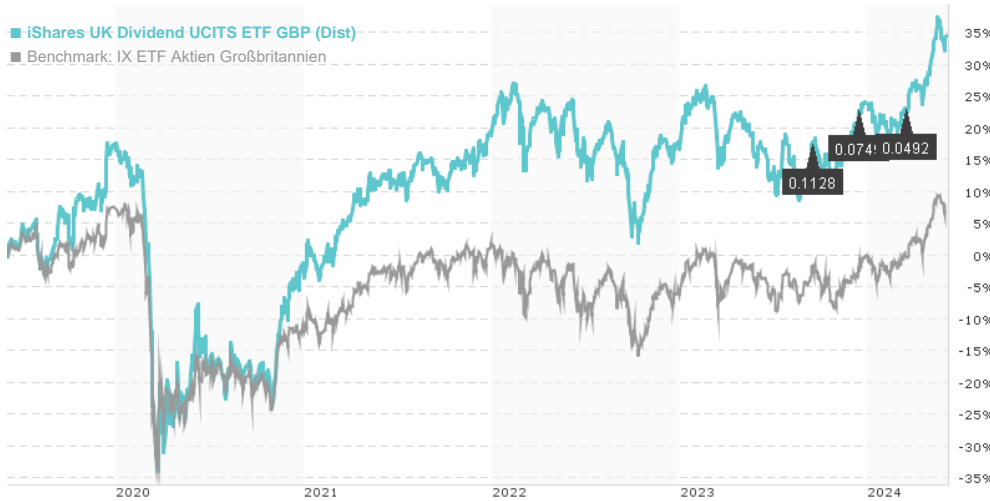


iShares UK Dividend UCITS ETF GBP (Dist) / IE00B0M63060 / A0HGV6 / BlackRock AM (IE)

Last 06/03/2024 <sup>1</sup>	Country	Branch	Type of yield	Type
7.53 GBP	United Kingdom	ETF Stocks	paying dividend	Alternative Investm.

■ iShares UK Dividend UCITS ETF GBP (Dist)  
■ Benchmark: IX ETF Aktien Großbritannien



Risk key figures

SRI 1 2 3 4 5 6 7

Mountain-View Funds Rating<sup>2</sup> EDA<sup>3</sup>

70

Yearly Performance

2023	+6.12%
2022	-1.81%
2021	+23.18%
2020	-17.07%
2019	+18.73%

Master data		Conditions		Other figures	
Fund type	Single fund	Issue surcharge	0.00%	Minimum investment	UNT 1
Category	Equity	Planned administr. fee	0.00%	Savings plan	Yes
Sub category	ETF Stocks	Deposit fees	0.00%	UCITS / OGAW	Yes
Fund domicile	Ireland	Redemption charge	0.00%	Performance fee	0.00%
Tranch volume	(06/03/2024) GBP 854.44 mill.	Ongoing charges	-	Redeployment fee	0.00%
Total volume	(06/03/2024) GBP 854.44 mill.	Dividends		Investment company	
Launch date	11/4/2005	14.03.2024	0.05 GBP	BlackRock AM (IE) 12 Throgmorton Avenue, EC2N 2DL, London United Kingdom <a href="https://www.blackrock.com">https://www.blackrock.com</a>	
KESr report funds	Yes	14.12.2023	0.07 GBP		
Business year start	29.02.	14.09.2023	0.11 GBP		
Sustainability type	-	15.06.2023	0.16 GBP		
Fund manager	BlackRock Asset Management Ireland Limited	16.03.2023	0.03 GBP		

Performance	1M	6M	YTD	1Y	2Y	3Y	5Y	Since start
Performance	+2.93%	+12.83%	+8.54%	+14.89%	+7.98%	+19.71%	+36.77%	+102.45%
Performance p.a.	-	-	-	+14.93%	+3.93%	+6.18%	+6.46%	+3.87%
Sharpe ratio	3.56	2.24	1.66	0.89	0.01	0.16	0.13	0.00
Volatility	10.32%	10.60%	10.73%	12.54%	14.30%	14.59%	20.38%	18.46%
Worst month	-	-1.86%	-1.86%	-3.62%	-9.15%	-9.15%	-25.91%	-25.91%
Best month	-	6.20%	6.20%	6.20%	8.05%	8.05%	16.85%	21.53%
Maximum loss	-3.74%	-5.02%	-4.88%	-8.72%	-18.16%	-19.79%	-43.89%	-

Distribution permission

Austria, Germany, Switzerland, United Kingdom

<sup>1</sup> Important note on update status: The displayed date refers exclusively to the calculation of the NAV.

<sup>2</sup> The Mountain-View Data Fund Rating calculates a comparative ranking for funds using yield, volatility and trend data. For more information visit [MVD Funds Rating](#)

<sup>3</sup> Displays the Ethical-Dynamical Ratio calculated according to standard criteria. The maximum value is 100. For more information visit [EDA](#)

## iShares UK Dividend UCITS ETF GBP (Dist) / IE00B0M63060 / A0HGV6 / BlackRock AM (IE)

### Investment strategy

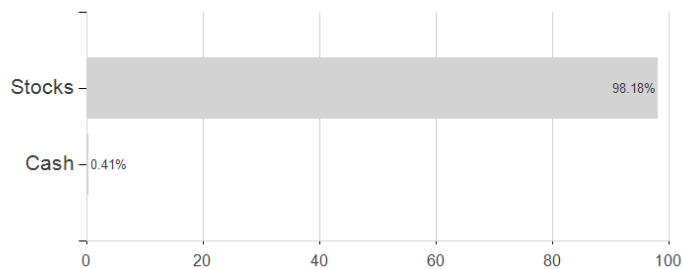
The Index is designed to measure the performance of the 50 highest yielding companies in the FTSE 350 Index (excluding investment trusts), after eligibility screens have been applied in accordance with the index provider's methodology. The Index constituents are selected from the top 250 companies, by full market capitalisation, from the FTSE 350 Index (excluding investment trusts). Existing Index constituents that rank in the top 275 companies, by full market capitalisation, will remain in the Index on a rebalance provided they meet all eligibility criteria, as determined by the index provider. The Index is weighted according to dividend yield with a cap of 5% on individual companies and rebalances on a semi-annual basis. The Fund intends to replicate the Index by holding the equity securities, which make up the Index, in similar proportions to it.

### Investment goal

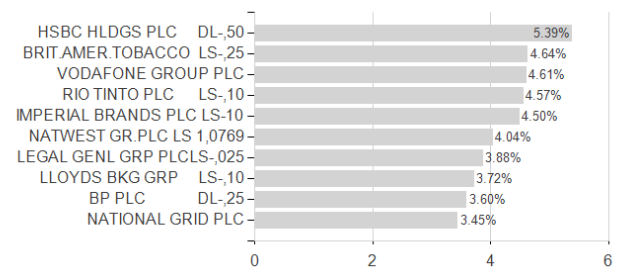
The Share Class is a share class of a Fund which aims to achieve a return on your investment, through a combination of capital growth and income on the Fund's assets, which reflects the return of the FTSE UK Dividend+ Index, the Fund's benchmark index (Index). The Share Class, via the Fund is passively managed and aims to invest so far as possible and practicable in the equity securities (e.g. shares) that make up the Index.

### Assessment Structure

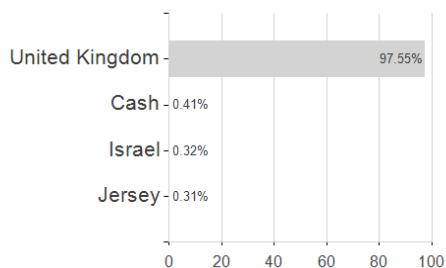
#### Assets



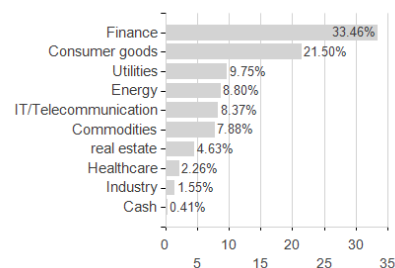
#### Largest positions



#### Countries



#### Branches



#### Currencies

