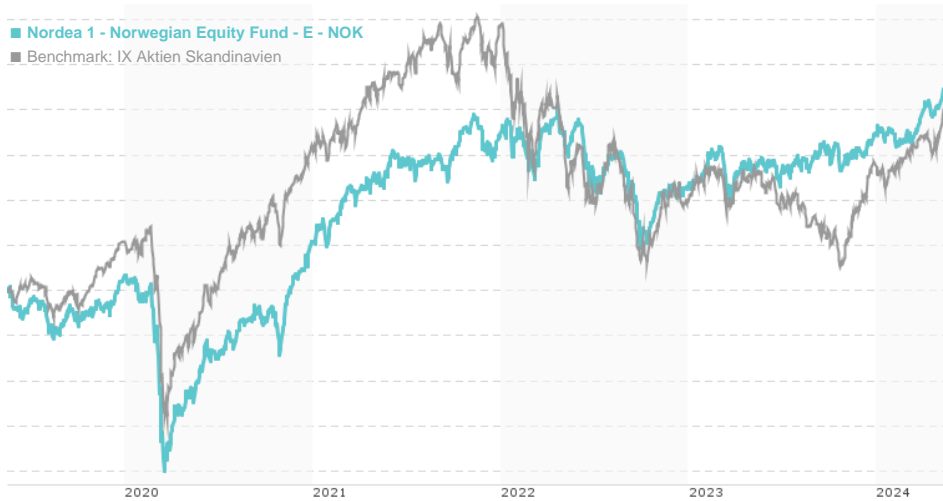


Nordea 1 - Norwegian Equity Fund - E - NOK / LU0173789453 / 593035 / Nordea Inv. Funds

Last 05/16/2024 ¹	Country	Branch	Type of yield	Type
340.40 NOK	Norway	Mixed Sectors	reinvestment	Equity Fund

■ Nordea 1 - Norwegian Equity Fund - E - NOK
■ Benchmark: IX Aktien Skandinavien



Risk key figures

SRI 1 2 3 4 5 6 7

Mountain-View Funds Rating² EDA³

▲ ▲ ▲ ▲ ▲ ▲ 81

Yearly Performance

2023	+9.72%
2022	-8.75%
2021	+21.29%
2020	+7.96%
2019	+15.65%

Master data		Conditions		Other figures	
Fund type	Single fund	Issue surcharge	0.00%	Minimum investment	UNT 0
Category	Equity	Planned administr. fee	0.00%	Savings plan	-
Sub category	Mixed Sectors	Deposit fees	0.00%	UCITS / OGAW	Yes
Fund domicile	Luxembourg	Redemption charge	0.00%	Performance fee	0.00%
Tranch volume	(05/16/2024) NOK 8.84 mill.	Ongoing charges	-	Redeployment fee	0.00%
Total volume	(05/16/2024) NOK 937.06 mill.	Dividends		Investment company	
Launch date	2/5/2004	Nordea Inv. Funds			
KESr report funds	No	562, Rue de Neudorf, 2017, Luxembourg			
Business year start	01.01.	Luxembourg			
Sustainability type	-	https://www.nordea.lu			
Fund manager	Nordea Equities Norway Team				

Performance	1M	6M	YTD	1Y	2Y	3Y	5Y	Since start
Performance	+3.90%	+11.70%	+7.24%	+13.17%	+8.67%	+16.03%	+44.09%	+352.90%
Performance p.a.	-	-	-	+13.13%	+4.24%	+5.08%	+7.57%	+7.73%
Sharpe ratio	7.29	2.44	2.01	0.94	0.03	0.10	0.22	0.20
Volatility	7.61%	8.68%	8.45%	9.90%	12.54%	13.00%	17.18%	19.76%
Worst month	-	-0.93%	-0.93%	-2.20%	-12.31%	-12.31%	-22.86%	-27.47%
Best month	-	2.81%	2.81%	2.81%	7.55%	7.55%	17.12%	17.12%
Maximum loss	-0.48%	-3.46%	-3.46%	-5.08%	-20.64%	-21.89%	-41.98%	-

Distribution permission

Austria, Germany, Switzerland, United Kingdom, Luxembourg

¹ Important note on update status: The displayed date refers exclusively to the calculation of the NAV.

² The Mountain-View Data Fund Rating calculates a comparative ranking for funds using yield, volatility and trend data. For more information visit [MVD Funds Rating](#)

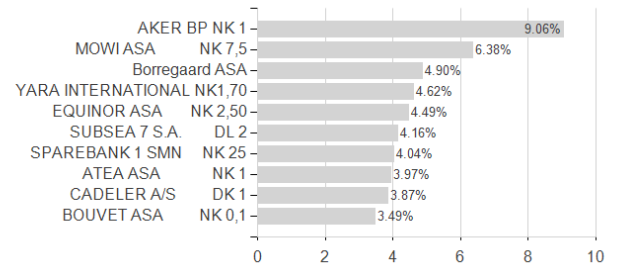
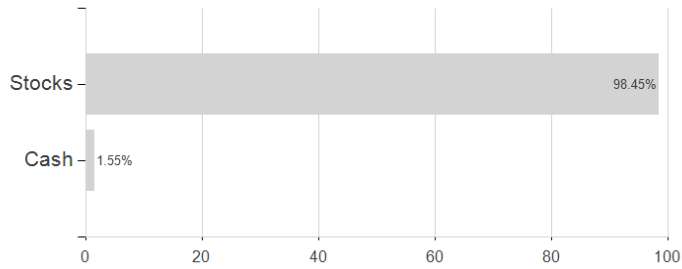
³ Displays the Ethical-Dynamical Ratio calculated according to standard criteria. The maximum value is 100. For more information visit [EDA](#)

Nordea 1 - Norwegian Equity Fund - E - NOK / LU0173789453 / 593035 / Nordea Inv. Funds

Assessment Structure

Assets

Largest positions



Countries

Branches

Currencies

