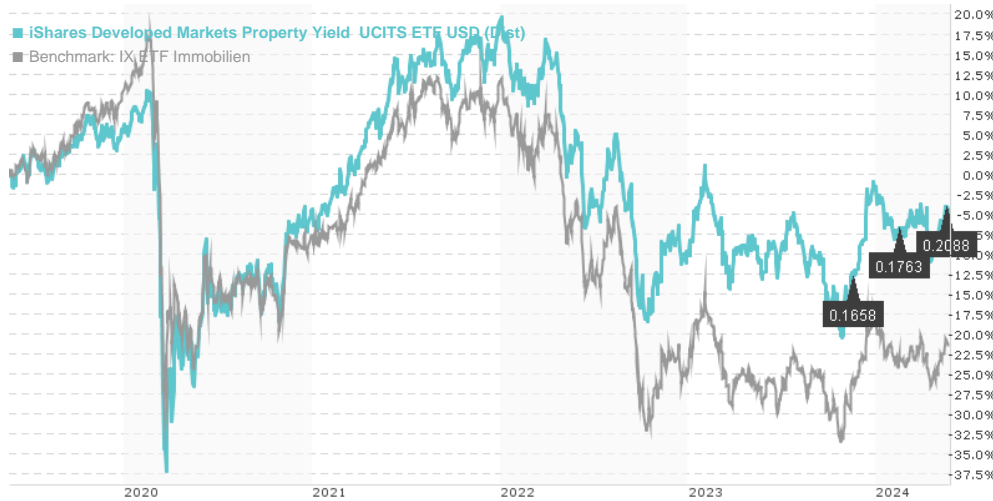


iShares Developed Markets Property Yield UCITS ETF USD (Dist) / IE00B1FZS350 / A0LEW8 / BlackRock AM (IE)

Last 05/22/2024 ¹	Region	Branch	Type of yield	Type
22.18 USD	Worldwide	ETF Real Estate	paying dividend	Alternative Investm.



Risk key figures

SRI 1 2 3 4 5 6 7

Mountain-View Funds Rating²

EDA³

▲ ▲ ▲ ▲ ▲ ▲

Yearly Performance

2023	+8.93%
2022	-24.32%
2021	+24.46%
2020	-9.99%
2019	+21.93%

Master data		Conditions		Other figures	
Fund type	Single fund	Issue surcharge	0.00%	Minimum investment	UNT 1
Category	Real Estate	Planned administr. fee	0.00%	Savings plan	-
Sub category	ETF Real Estate	Deposit fees	0.00%	UCITS / OGAW	Yes
Fund domicile	Ireland	Redemption charge	0.00%	Performance fee	0.00%
Tranch volume	(05/22/2024) USD 1,156.27 mill.	Ongoing charges	-	Redeployment fee	0.00%
Total volume	(05/22/2024) USD 1,508.73 mill.	Dividends		Investment company	
Launch date	10/20/2006	16.05.2024	0.21 USD	BlackRock AM (IE) 12 Throgmorton Avenue, EC2N 2DL, London United Kingdom https://www.blackrock.com	
KESt report funds	Yes	15.02.2024	0.18 USD		
Business year start	01.11.	16.11.2023	0.17 USD		
Sustainability type	-	17.08.2023	0.19 USD		
		19.05.2023	0.21 USD		

Fund manager Performance	BlackRock Asset Management		YTD	1Y	2Y	3Y	5Y	Since start
	1M	Ireland Lim.6M						
Performance	+4.68%	+8.02%	-3.59%	+5.97%	-7.84%	-12.48%	-5.26%	+57.06%
Performance p.a.	-	-	-	+5.95%	-4.00%	-4.35%	-1.07%	+2.60%
Sharpe ratio	6.16	0.89	-0.93	0.14	-0.46	-0.52	-0.25	-0.06
Volatility	11.46%	14.67%	13.81%	15.60%	17.01%	15.87%	20.00%	20.14%
Worst month	-	-5.47%	-5.47%	-6.06%	-12.14%	-12.14%	-22.95%	-28.75%
Best month	-	10.41%	9.98%	10.41%	10.41%	10.41%	12.43%	23.77%
Maximum loss	-1.38%	-10.08%	-9.41%	-16.29%	-24.51%	-33.41%	-43.13%	-

Distribution permission

Austria, Germany, Switzerland, United Kingdom

¹ Important note on update status: The displayed date refers exclusively to the calculation of the NAV.

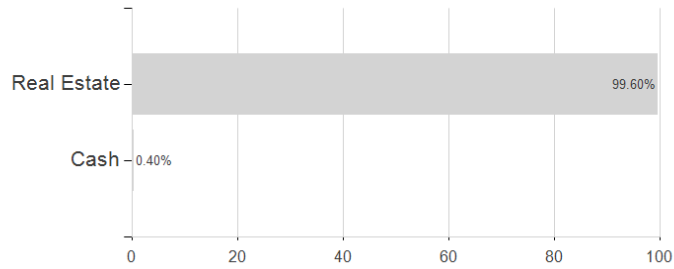
² The Mountain-View Data Fund Rating calculates a comparative ranking for funds using yield, volatility and trend data. For more information visit [MVD Funds Rating](#)

³ Displays the Ethical-Dynamical Ratio calculated according to standard criteria. The maximum value is 100. For more information visit [EDA](#)

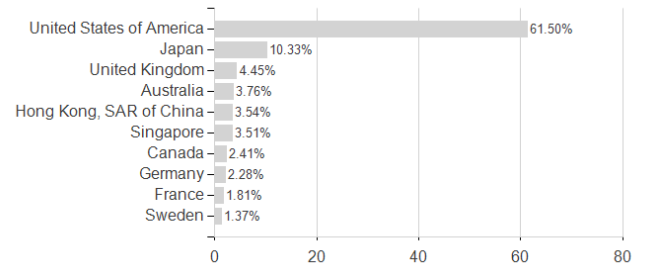
iShares Developed Markets Property Yield UCITS ETF USD (Dist) / IE00B1FZS350 / A0LEW8 / BlackRock AM (IE)

Assessment Structure

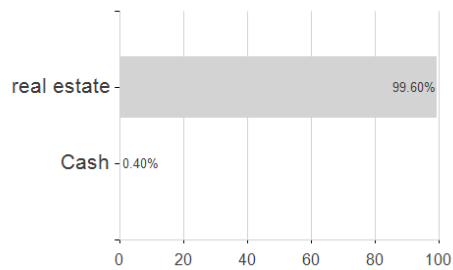
Assets



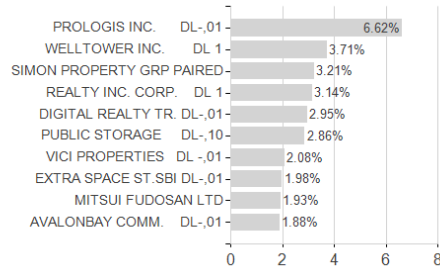
Countries



Branches



Largest positions



Currencies

