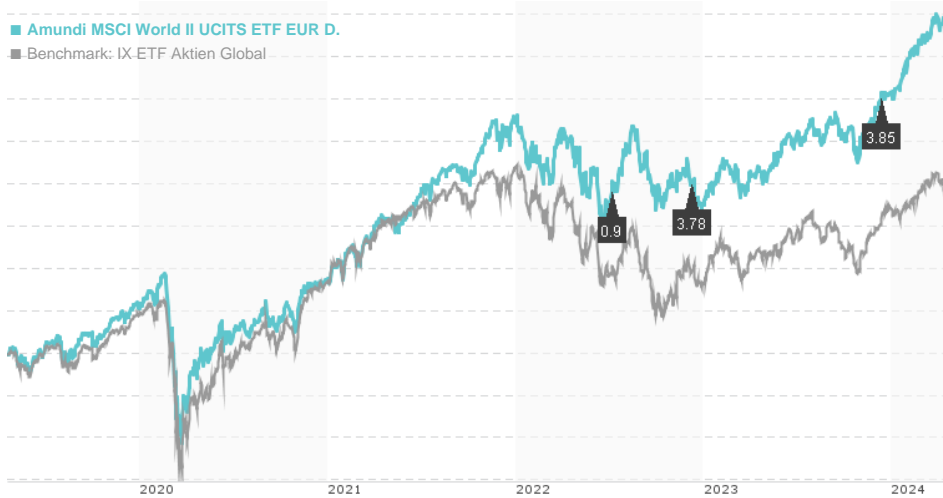


Amundi MSCI World II UCITS ETF EUR D. / FR0010315770 / LYX0AG / Amundi Asset Mgmt.

Last 04/18/2024 ¹	Region	Branch	Type of yield	Type
306.63 EUR	Worldwide	ETF Stocks	paying dividend	Alternative Investm.

Amundi MSCI World II UCITS ETF EUR D.
■ Benchmark: IX-ETF Aktien Global



Risk key figures

SRI 1 2 3 4 5 6 7

Mountain-View Funds Rating² EDA³

▲ ▲ ▲ ▲ ▲ ▲

Yearly Performance

2023	+19.73%
2022	-12.70%
2021	+31.16%
2020	+6.42%
2019	+29.96%

Master data		Conditions		Other figures	
Fund type	Single fund	Issue surcharge	5.00%	Minimum investment	UNT 1
Category	Equity	Planned administr. fee	0.00%	Savings plan	Yes
Sub category	ETF Stocks	Deposit fees	0.00%	UCITS / OGAW	Yes
Fund domicile	France	Redemption charge	5.00%	Performance fee	0.00%
Tranch volume	(04/18/2024) EUR 6,028.84 mill.	Ongoing charges	-	Redeployment fee	0.00%
Total volume	(07/05/2023) EUR 5,560.00 mill.	Dividends		Investment company	
Launch date	9/4/2018	12.12.2023	3.85 EUR	Amundi Asset Mgmt. 90 boulevard Pasteur, 75015, Paris France www.amundi.fr/	
KESt report funds	Yes	07.12.2022	3.78 EUR		
Business year start	01.11.	06.07.2022	0.90 EUR		
Sustainability type	-	08.12.2021	1.47 EUR		
		07.07.2021	2.24 EUR		

Fund manager Performance	1M	6M	YTD	1Y	2Y	3Y	5Y	Since start
Performance	-0.71%	+16.06%	+7.80%	+21.01%	+15.16%	+32.03%	+74.40%	+289.92%
Performance p.a.	-	-	-	+20.95%	+7.31%	+9.70%	+11.75%	+7.86%
Sharpe ratio	-1.31	3.18	2.74	1.74	0.24	0.42	0.45	0.23
Volatility	9.08%	9.80%	9.25%	9.83%	14.29%	13.77%	17.39%	17.12%
Worst month	-	-3.20%	-3.20%	-3.20%	-7.61%	-7.61%	-13.13%	-13.13%
Best month	-	5.97%	4.64%	5.97%	10.68%	10.68%	11.13%	12.17%
Maximum loss	-3.20%	-3.36%	-3.20%	-7.51%	-14.09%	-16.82%	-33.75%	-

Distribution permission

Austria, Germany, Switzerland

¹ Important note on update status: The displayed date refers exclusively to the calculation of the NAV.

² The Mountain-View Data Fund Rating calculates a comparative ranking for funds using yield, volatility and trend data. For more information visit [MVD Funds Rating](#)

³ Displays the Ethical-Dynamical Ratio calculated according to standard criteria. The maximum value is 100. For more information visit [EDA](#)

Amundi MSCI World II UCITS ETF EUR D. / FR0010315770 / LYX0AG / Amundi Asset Mgmt.

Investment strategy

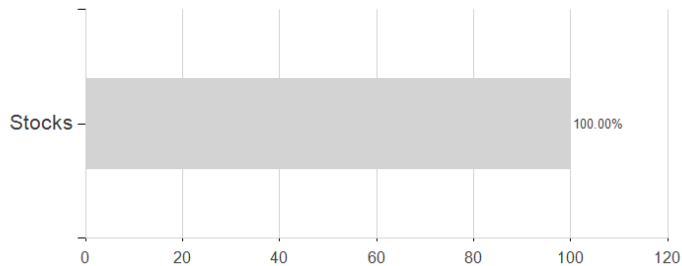
The Fund aims to achieve its objective through indirect replication, namely by entering into one or more OTC negotiated futures contracts (forward financial instruments, "FFI"). The Fund may invest in a diversified portfolio of international equities, the performance of which will be exchanged for that of the Benchmark through FFI.

Investment goal

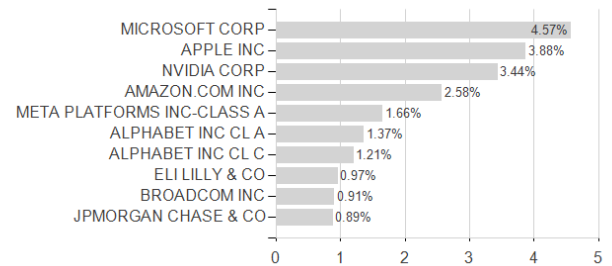
The objective of the Fund's management is to replicate, both upwards and downwards, the performance of the USD-denominated MSCI World Net Total Return index (net dividends reinvested) (the "Benchmark"), which is representative of the performance of large and mid-cap companies in all developed countries, while keeping the tracking error between the performance of the Fund and that of the Benchmark to a minimum.

Assessment Structure

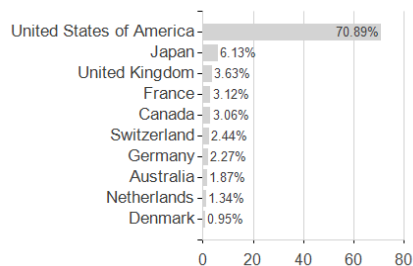
Assets



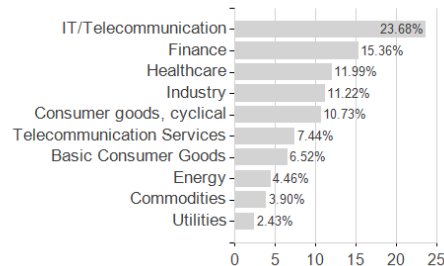
Largest positions



Countries



Branches



Currencies

