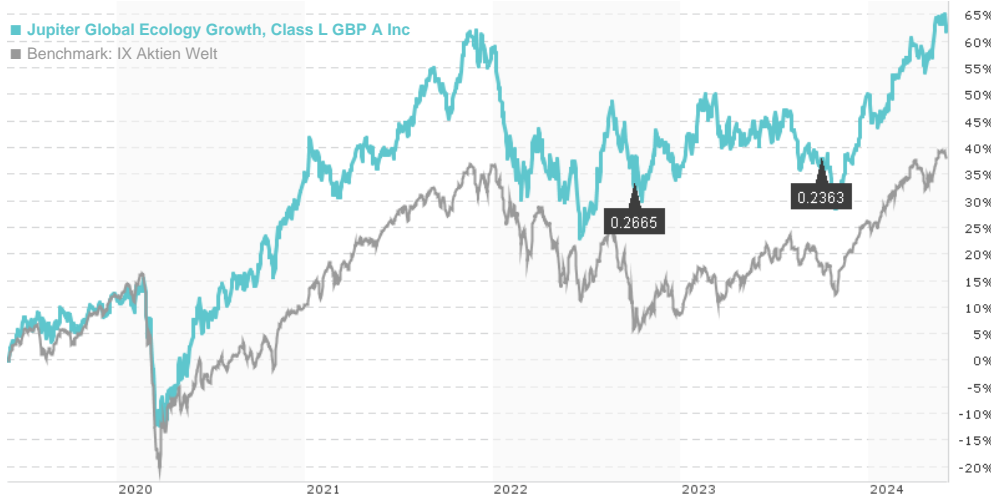


## Jupiter Global Ecology Growth, Class L GBP A Inc / LU0279091325 / A0MRMY / Jupiter AM Int.

Last 05/31/2024 <sup>1</sup>	Region	Branch	Type of yield	Type
22.08 GBP	Worldwide	Mixed Sectors	paying dividend	Equity Fund

■ Jupiter Global Ecology Growth, Class L GBP A Inc  
■ Benchmark: IX Aktien Welt



## Risk key figures

SRI 1 2 3 4 5 6 7

Mountain-View Funds Rating<sup>2</sup> EDA<sup>3</sup>

▲▲▲▲▲▲ 96

## Yearly Performance

2023	+10.05%
2022	-13.87%
2021	+18.61%
2020	+20.25%
2019	+25.79%

Master data		Conditions		Other figures	
Fund type	Single fund	Issue surcharge	5.00%	Minimum investment	GBP 500.00
Category	Equity	Planned administr. fee	0.00%	Savings plan	-
Sub category	Mixed Sectors	Deposit fees	0.00%	UCITS / OGAW	Yes
Fund domicile	Luxembourg	Redemption charge	0.00%	Performance fee	0.00%
Tranch volume	(05/31/2024) EUR 2.01 mill.	Ongoing charges	-	Redeployment fee	0.00%
Total volume	(05/31/2024) EUR 18.64 mill.	Dividends		Investment company	
Launch date	8/16/2007	29.09.2023	0.24 GBP	Jupiter AM Int.  5, rue Heienhaff, L-1736, Luxembourg  Luxembourg  <a href="https://www.jupiteram.com">https://www.jupiteram.com</a>	
KESr report funds	No	30.09.2022	0.27 GBP		
Business year start	01.10.	30.09.2010	0.02 GBP		
Sustainability type	Ethics/ecology	30.09.2008	0.06 GBP		
Fund manager	JON WALLACE, NOELLE GUO				

Performance	1M	6M	YTD	1Y	2Y	3Y	5Y	Since start
Performance	+2.60%	+17.51%	+8.18%	+14.07%	+19.14%	+16.44%	+61.22%	+124.26%
Performance p.a.	-	-	-	+14.03%	+9.14%	+5.20%	+10.01%	+4.94%
Sharpe ratio	2.54	3.13	1.55	0.88	0.38	0.10	0.41	0.07
Volatility	12.42%	10.98%	11.13%	11.66%	14.07%	14.61%	15.36%	15.52%
Worst month	-	-1.86%	-1.86%	-6.19%	-7.88%	-11.93%	-11.95%	-23.71%
Best month	-	8.62%	8.62%	8.62%	10.72%	10.72%	10.99%	11.62%
Maximum loss	-1.87%	-4.31%	-4.08%	-12.56%	-14.42%	-24.20%	-24.20%	-

## Distribution permission

Austria, Germany, Switzerland, United Kingdom, Luxembourg

<sup>1</sup> Important note on update status: The displayed date refers exclusively to the calculation of the NAV.

<sup>2</sup> The Mountain-View Data Fund Rating calculates a comparative ranking for funds using yield, volatility and trend data. For more information visit [MVD Funds Rating](#)

<sup>3</sup> Displays the Ethical-Dynamical Ratio calculated according to standard criteria. The maximum value is 100. For more information visit [EDA](#)

## Jupiter Global Ecology Growth, Class L GBP A Inc / LU0279091325 / A0MRMY / Jupiter AM Int.

### Investment strategy

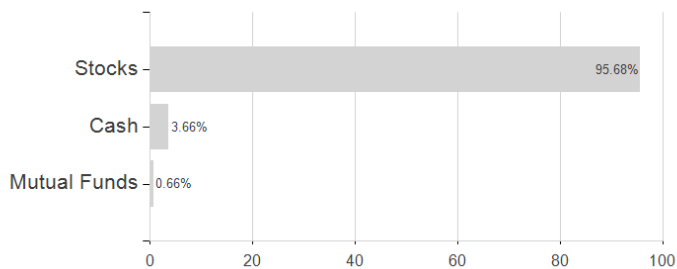
The Fund invests primarily (at least 70% of its Net Asset Value) in equity and equity-related securities globally (including emerging markets). The Fund's investments are issued by companies considered by the Investment Manager to be addressing global environmental and sustainability challenges by being substantially focused on activities generating or enabling a positive impact across any of the following sustainable solution themes: Clean energy, Green mobility, Green buildings and industry, Sustainable agriculture and land ecosystems, Sustainable oceans and freshwater systems, and Circular economy. Investments will be substantially orientated towards the sustainable solutions themes (typically by assessing indicators such as the level of revenue, profit or capital expenditure related to economic activity that is contributing to the themes) which in turn focuses the investment universe on a sub-set of equity securities.

### Investment goal

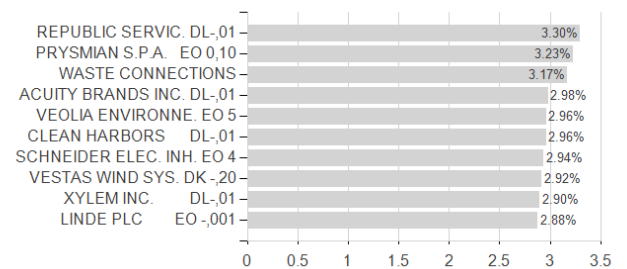
The Fund's objective is to generate long-term capital growth and income by investing primarily in global equity securities that focus on making a positive impact towards environmental and sustainable objectives.

### Assessment Structure

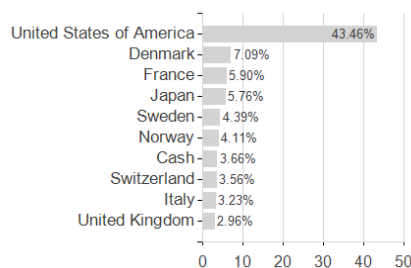
#### Assets



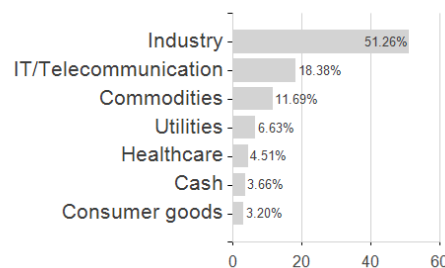
#### Largest positions



#### Countries



#### Branches



#### Currencies

