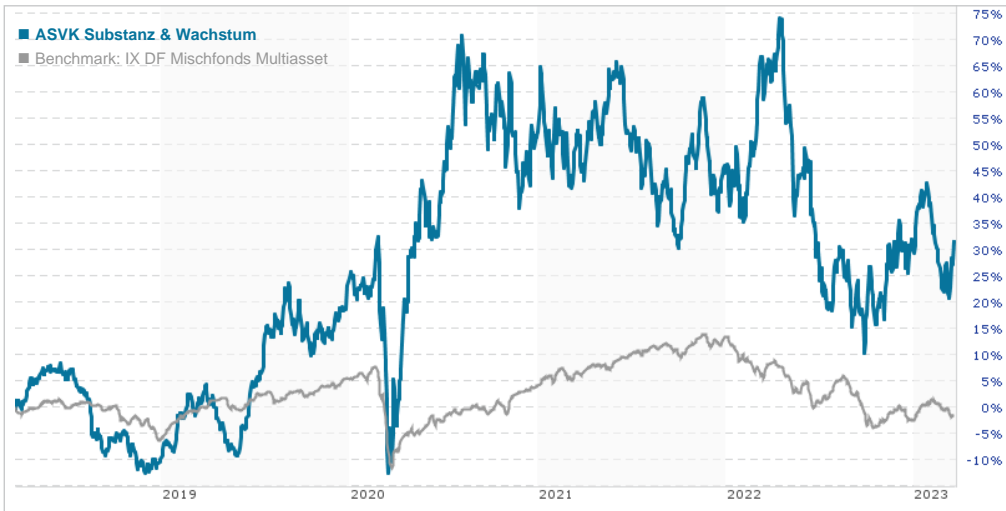


**ASVK Substanz & Wachstum / DE00A0M13W2 / A0M13W / Monega KAG**

Last 03/20/2023 <sup>1</sup> <b>46.57 EUR</b>	Region Worldwide	Branch Multi-asset	Type of yield reinvestment	Type Mixed Fund
--	---------------------	-----------------------	-------------------------------	--------------------



**Risk key figures**

SRRRI	1	2	3	4	5	<b>6</b>	7
-------	---	---	---	---	---	----------	---

Mountain-View Funds Rating	EDA <sup>2</sup>
▲ ▲ ▲ ▲ ▲ ▲	75

**Yearly Performance**

2022	-10.13%
2021	-5.27%
2020	+22.50%
2019	+37.99%
2018	-16.68%

Master data		Conditions		Other figures	
Fund type	Single fund	Issue surcharge	5.00%	Minimum investment	UNT 0
Category	Mixed Fund	Planned administr. fee	0.00%	Savings plan	-
Sub category	Multi-asset	Deposit fees	0.04%	UCITS / OGAW	-
Fund domicile	Germany	Redemption charge	0.00%	Performance fee	15.00%
Tranch volume	(03/20/2023) EUR 4,49 Mio.	Ongoing charges	(09/30/2021) 4.06%	Redeployment fee	0.00%
Total volume	(03/20/2023) EUR 4,49 Mio.	Dividends		Investment company	
Launch date	11/2/2007	01.10.2015	0.04 EUR	Monega KAG	
KESSt report funds	No	01.10.2014	0.03 EUR	Stolkgasse 25-45, 50667, Köln	
Business year start	01.10.	01.10.2013	0.02 EUR	Germany	
Sustainability type	-	01.10.2012	0.04 EUR	https://www.monega.de	
Fund manager	Alexander Strässer	04.10.2011	0.01 EUR		

Performance	1M	6M	YTD	1Y	2Y	3Y	5Y	Since start
Performance	+3.77%	+10.72%	+1.20%	-19.53%	-13.36%	+43.29%	+31.04%	-6.24%
Performance p.a.	-	-	-	-19.57%	-6.94%	+12.74%	+5.55%	-0.42%
Sharpe ratio	2.49	0.82	0.15	-0.91	-0.43	0.39	0.12	-0.16
Volatility	23.74%	24.45%	19.82%	24.44%	22.55%	25.76%	23.14%	19.54%
Worst month	-	-11.03%	-11.03%	-12.79%	-12.79%	-18.16%	-18.16%	-18.16%
Best month	-	7.79%	6.76%	7.80%	13.67%	34.35%	34.35%	34.35%
Maximum loss	-5.24%	-15.24%	-15.24%	-36.62%	-36.62%	-36.62%	-36.62%	-
Outperformance	-	-	20.65%	+56.78%	+33.90%	+33.03%	+57.67%	-

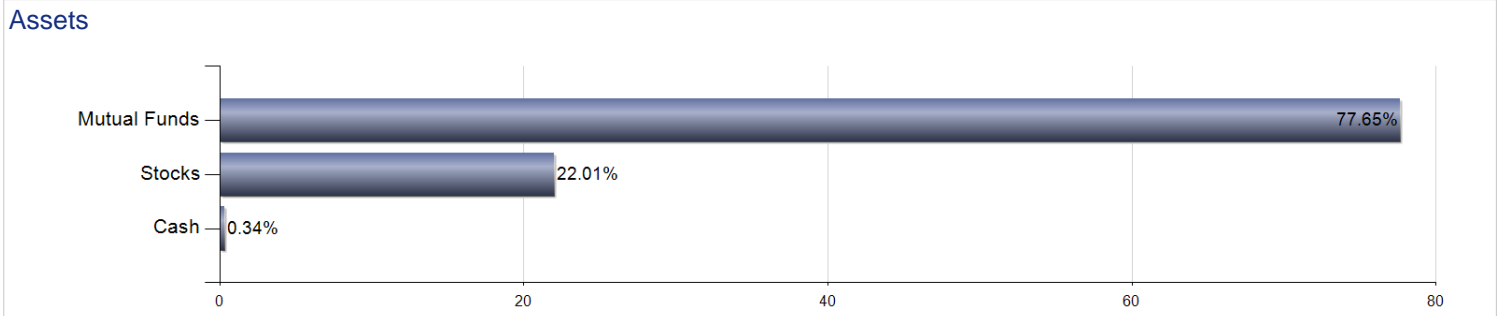
**Distribution permission**

Germany

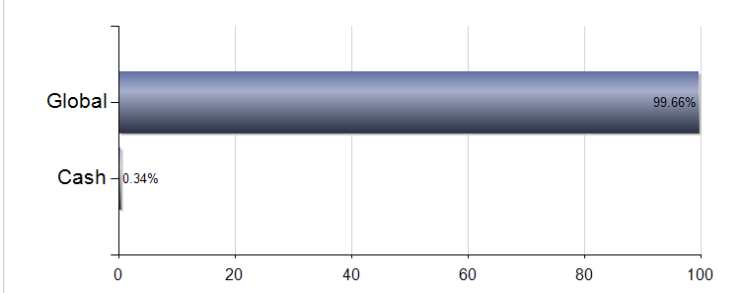
<sup>1</sup> Important note on update status: The displayed date refers exclusively to the calculation of the NAV.  
<sup>2</sup> Displays the Ethical-Dynamical Ratio calculated according to standard criteria. The maximum value is 100. For more information visit <http://www.mountain-view.com/MVD-Fonds-Rating.pdf>

**ASVK Substanz & Wachstum / DE00A0M13W2 / A0M13W / Monega KAG**

Assessment Structure



**Countries**



**Largest positions**

