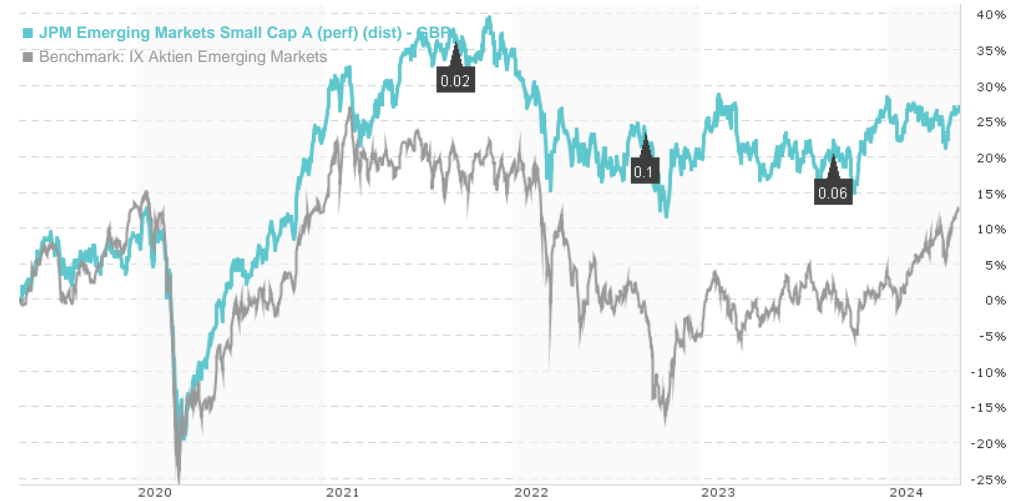


JPM Emerging Markets Small Cap A (perf) (dist) - GBP / LU0318932836 / A0M0KA / JPMorgan AM (EU)

Last 05/16/2024 ¹	Region	Branch	Type of yield	Type
12.27 GBP	Emerging Markets	Mixed Sectors	paying dividend	Equity Fund



Risk key figures

SRI 1 2 3 4 5 6 7

Mountain-View Funds Rating²EDA³ 75

Yearly Performance

2023	+6.71%
2022	-10.29%
2021	+8.22%
2020	+14.61%
2019	+12.82%

Master data		Conditions		Other figures	
Fund type	Single fund	Issue surcharge	5.00%	Minimum investment	USD 35,000.00
Category	Equity	Planned administr. fee	0.00%	Savings plan	-
Sub category	Mixed Sectors	Deposit fees	0.00%	UCITS / OGAW	Yes
Fund domicile	Luxembourg	Redemption charge	0.50%	Performance fee	10.00%
Tranch volume	(05/16/2024) USD 2.38 mill.	Ongoing charges	-	Redeployment fee	0.00%
Total volume	(05/16/2024) USD 833.69 mill.	Dividends		Investment company	
Launch date	11/16/2007	13.09.2023	0.06 GBP	JPMorgan AM (EU)	
KESr report funds	Yes	14.09.2022	0.10 GBP	PO Box 275, 2012, Luxembourg	
Business year start	01.07.	09.09.2021	0.02 GBP	Luxembourg	
Sustainability type	-	10.09.2020	0.06 GBP	https://www.jpmorganassetmanagement.de	
Fund manager	Amit Mehta, Austin Forey	05.09.2019	0.09 GBP		

Performance	1M	6M	YTD	1Y	2Y	3Y	5Y	Since start
Performance	+3.98%	+3.72%	-1.13%	+7.90%	+4.33%	-0.28%	+25.72%	+204.45%
Performance p.a.	-	-	-	+7.88%	+2.14%	-0.09%	+4.68%	+6.98%
Sharpe ratio	4.44	0.39	-0.65	0.39	-0.14	-0.32	0.06	0.19
Volatility	12.83%	9.86%	10.58%	10.48%	12.30%	12.34%	14.69%	16.53%
Worst month	-	-3.87%	-3.87%	-3.87%	-6.52%	-6.52%	-18.28%	-25.80%
Best month	-	6.77%	3.59%	6.77%	6.77%	6.77%	11.12%	22.79%
Maximum loss	-1.68%	-5.56%	-5.10%	-6.94%	-10.66%	-19.91%	-29.44%	-

Distribution permission

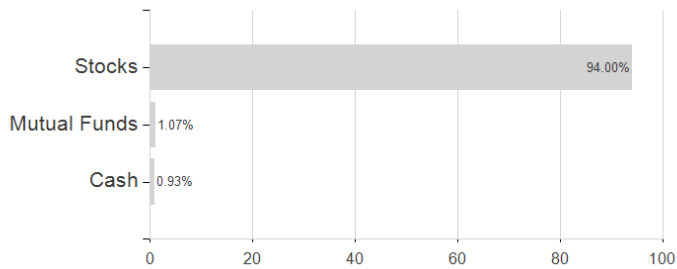
Austria, Germany, Switzerland, United Kingdom

¹ Important note on update status: The displayed date refers exclusively to the calculation of the NAV.² The Mountain-View Data Fund Rating calculates a comparative ranking for funds using yield, volatility and trend data. For more information visit [MVD Funds Rating](#)³ Displays the Ethical-Dynamical Ratio calculated according to standard criteria. The maximum value is 100. For more information visit [EDA](#)

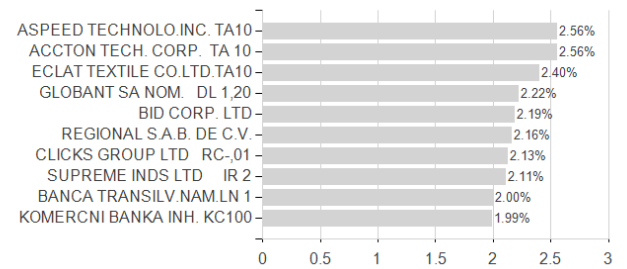
JPM Emerging Markets Small Cap A (perf) (dist) - GBP / LU0318932836 / A0M0KA / JPMorgan AM (EU)

Assessment Structure

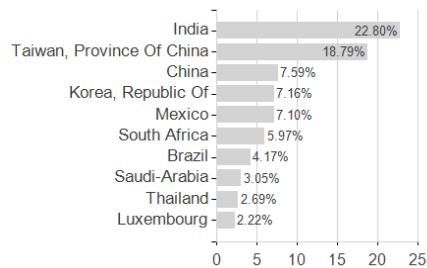
Assets



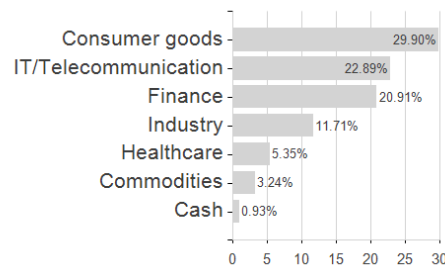
Largest positions



Countries



Branches



Currencies

