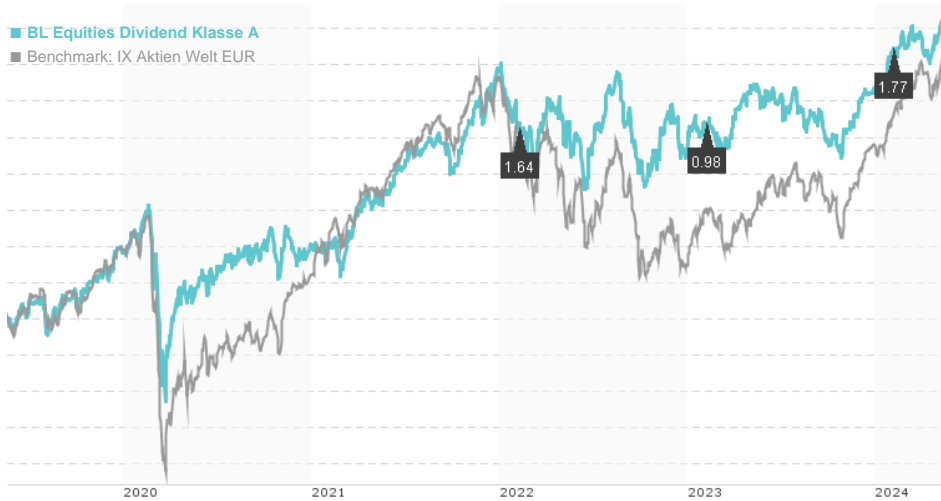


## BL Equities Dividend Klasse A / LU0309191491 / A0MWCV / BLI - Ban.d.Lux.Inv.

Last 05/16/2024 <sup>1</sup>	Region	Branch	Type of yield	Type
186.59 EUR	Worldwide	Mixed Sectors	paying dividend	Equity Fund

■ BL Equities Dividend Klasse A  
■ Benchmark: IX Aktien Welt EUR



### Risk key figures

SRI 1 2 3 4 5 6 7

Mountain-View Funds Rating<sup>2</sup> EDA<sup>3</sup>

68

### Yearly Performance

2023	+7.80%
2022	-8.80%
2021	+21.64%
2020	+1.06%
2019	+24.08%

Master data		Conditions		Other figures	
Fund type	Single fund	Issue surcharge	5.00%	Minimum investment	UNT 0
Category	Equity	Planned administr. fee	0.00%	Savings plan	-
Sub category	Mixed Sectors	Deposit fees	0.04%	UCITS / OGAW	Yes
Fund domicile	Luxembourg	Redemption charge	0.00%	Performance fee	0.00%
Tranch volume	(05/16/2024) EUR 114.11 mill.	Ongoing charges	-	Redeployment fee	0.00%
Total volume	(05/16/2024) EUR 784.89 mill.	Dividends		Investment company	
Launch date	10/31/2007	06.02.2024	1.77 EUR	BLI - Ban.d.Lux.Inv. 14, boulevard Royal, 2449, Luxembourg Luxembourg https://www.banquedeluxembourg.com	
KESr report funds	Yes	07.02.2023	0.98 EUR		
Business year start	01.10.	08.02.2022	1.64 EUR		
Sustainability type	-	09.02.2021	1.45 EUR		
Fund manager	Guy Wagner, Jeremie Fastnacht	04.02.2020	1.83 EUR		

Performance	1M	6M	YTD	1Y	2Y	3Y	5Y	Since start
Performance	+4.63%	+11.82%	+7.38%	+7.38%	+11.34%	+21.10%	+40.49%	+165.87%
Performance p.a.	-	-	-	+7.36%	+5.51%	+6.59%	+7.03%	+6.09%
Sharpe ratio	10.19	3.15	2.39	0.47	0.18	0.29	0.27	0.21
Volatility	6.84%	6.81%	7.28%	7.66%	9.71%	9.73%	12.05%	10.92%
Worst month	-	-1.17%	-1.17%	-2.78%	-5.55%	-5.55%	-6.09%	-9.16%
Best month	-	4.06%	2.76%	4.06%	6.52%	6.52%	7.95%	7.95%
Maximum loss	-0.77%	-3.71%	-3.71%	-7.46%	-11.88%	-12.87%	-23.45%	-

### Distribution permission

Austria, Germany, Switzerland, Luxembourg

<sup>1</sup> Important note on update status: The displayed date refers exclusively to the calculation of the NAV.

<sup>2</sup> The Mountain-View Data Fund Rating calculates a comparative ranking for funds using yield, volatility and trend data. For more information visit [MVD Funds Rating](#)

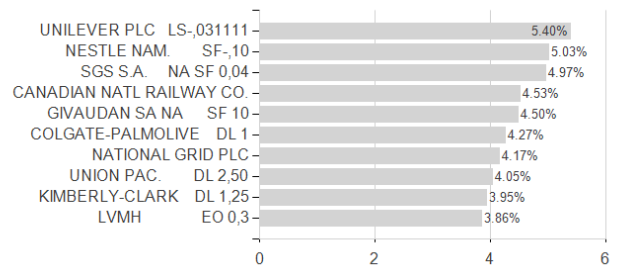
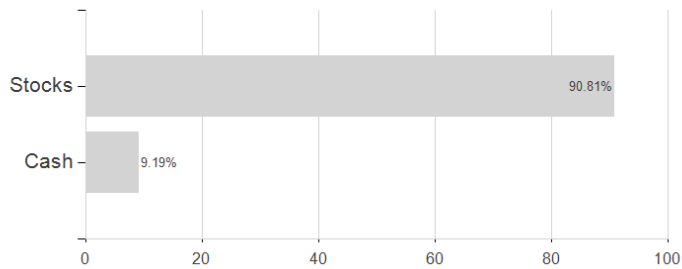
<sup>3</sup> Displays the Ethical-Dynamical Ratio calculated according to standard criteria. The maximum value is 100. For more information visit [EDA](#)

**BL Equities Dividend Klasse A / LU0309191491 / A0MWCV / BLI - Ban.d.Lux.Inv.**

**Assessment Structure**

**Assets**

**Largest positions**



**Countries**

**Branches**

**Currencies**

