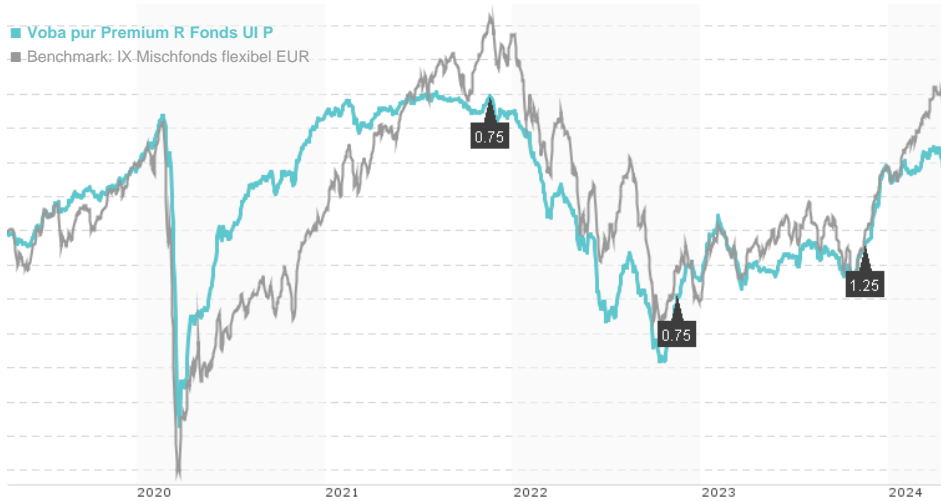


Voba pur Premium R Fonds UI P / DE000A0M8WY7 / A0M8WY / Universal-Investment

Last 04/23/2024 ¹	Region	Branch	Type of yield	Type
45.56 EUR	Worldwide	Mixed fund/flexible	paying dividend	Mixed Fund

■ Voba pur Premium R Fonds UI P
■ Benchmark: IX-Mischfonds flexibel EUR



Risk key figures

SRI 1 2 3 4 5 6 7

Mountain-View Funds Rating² EDA³

75

Yearly Performance

2023	+6.73%
2022	-9.22%
2021	+0.31%
2020	+3.07%
2019	+8.46%

Master data		Conditions		Other figures	
Fund type	Single fund	Issue surcharge	3.00%	Minimum investment	UNT 0
Category	Mixed Fund	Planned administr. fee	0.00%	Savings plan	Yes
Sub category	Mixed fund/flexible	Deposit fees	0.10%	UCITS / OGAW	-
Fund domicile	Germany	Redemption charge	0.00%	Performance fee	15.00%
Tranch volume	(04/23/2024) EUR 63.15 mill.	Ongoing charges	-	Redeployment fee	0.00%
Total volume	(04/23/2024) EUR 199.76 mill.	Dividends		Investment company	
Launch date	12/20/2007	15.11.2023	1.25 EUR	Universal-Investment	
KESr report funds	No	15.11.2022	0.75 EUR	Theodor-Heuss-Allee 70, 60486, Frankfurt am Main Germany https://www.universal-investment.com	
Business year start	01.10.	15.11.2021	0.75 EUR		
Sustainability type	-	16.11.2020	1.03 EUR		
Fund manager	-	15.11.2019	1.20 EUR		

Performance	1M	6M	YTD	1Y	2Y	3Y	5Y	Since start
Performance	-0.65%	+7.21%	+0.33%	+6.29%	+2.81%	-2.99%	+4.15%	+28.62%
Performance p.a.	-	-	-	+6.29%	+1.40%	-1.01%	+0.82%	+1.55%
Sharpe ratio	-3.89	4.00	-1.11	0.92	-0.72	-1.57	-0.78	-0.83
Volatility	3.04%	2.77%	2.54%	2.63%	3.48%	3.12%	3.96%	2.81%
Worst month	-	-0.89%	-0.89%	-1.23%	-5.11%	-5.11%	-12.51%	-12.51%
Best month	-	3.30%	3.30%	3.30%	3.62%	3.62%	4.43%	4.43%
Maximum loss	-1.20%	-1.20%	-1.20%	-2.54%	-8.69%	-14.56%	-17.03%	-

Distribution permission

Germany

¹ Important note on update status: The displayed date refers exclusively to the calculation of the NAV.

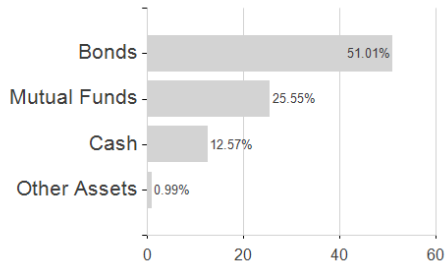
² The Mountain-View Data Fund Rating calculates a comparative ranking for funds using yield, volatility and trend data. For more information visit [MVD Funds Rating](#)

³ Displays the Ethical-Dynamical Ratio calculated according to standard criteria. The maximum value is 100. For more information visit [EDA](#)

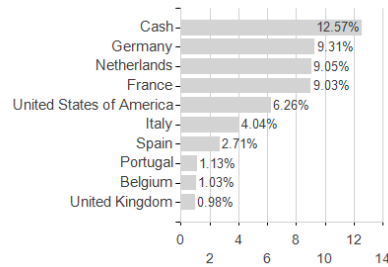
Voba pur Premium R Fonds UI P / DE000A0M8WY7 / A0M8WY / Universal-Investment

Assessment Structure


Assets



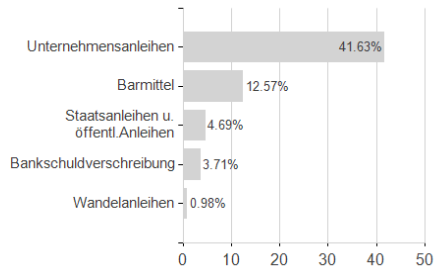
Countries



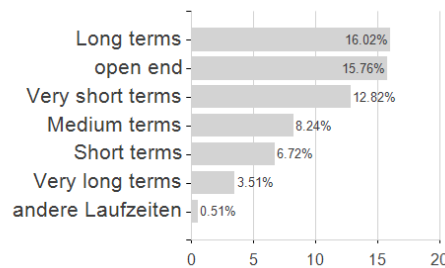
Largest positions



Issuer



Duration



Currencies

