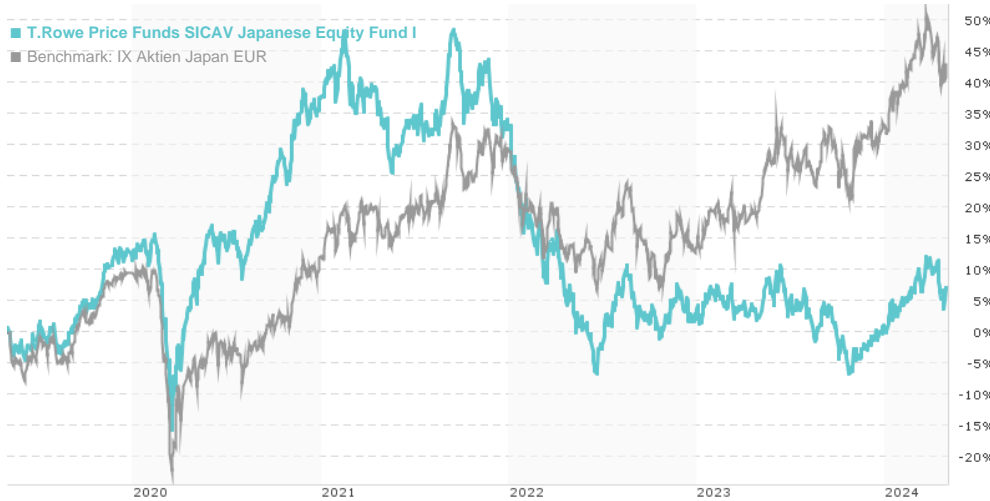


**T.Rowe Price Funds SICAV Japanese Equity Fund I / LU0230817925 / A0MKJ6 / T.Rowe Price M. (LU)**

Last 04/30/2024 <sup>1</sup>	Country	Branch	Type of yield	Type
16.08 EUR	Japan	Mixed Sectors	reinvestment	Equity Fund



**Risk key figures**

SRI 1 2 3 4 5 6 7

Mountain-View Funds Rating<sup>2</sup> EDA<sup>3</sup>

74

**Yearly Performance**

2023	-0.91%
2022	-22.99%
2021	-3.73%
2020	+23.43%
2019	+27.81%

Master data		Conditions		Other figures	
Fund type	Single fund	Issue surcharge	0.00%	Minimum investment	EUR 2,500,000.00
Category	Equity	Planned administr. fee	0.00%	Savings plan	-
Sub category	Mixed Sectors	Deposit fees	0.02%	UCITS / OGAW	Yes
Fund domicile	Luxembourg	Redemption charge	0.00%	Performance fee	0.00%
Tranch volume	(04/30/2024) EUR 54.10 mill.	Ongoing charges	-	Redeployment fee	0.00%
Total volume	(04/30/2024) EUR 226.21 mill.	Dividends		Investment company	
Launch date	12/16/2005	T.Rowe Price M. (LU)			
KESr report funds	Yes	100 East Pratt Street, MD 21202, Baltimore			
Business year start	01.01.	United States of America			
Sustainability type	-	https://www.troweprice.com			
Fund manager	Archibald Ciganer				

Performance	1M	6M	YTD	1Y	2Y	3Y	5Y	Since start
Performance	-1.95%	+14.29%	+6.00%	+4.76%	+1.77%	-19.48%	+7.20%	+60.80%
Performance p.a.	-	-	-	+4.77%	+0.88%	-6.96%	+1.40%	+2.62%
Sharpe ratio	-1.36	1.83	1.01	0.06	-0.20	-0.67	-0.15	-0.07
Volatility	19.42%	14.68%	15.91%	14.89%	15.07%	16.18%	16.39%	18.23%
Worst month	-	-5.21%	-4.23%	-5.21%	-6.33%	-10.66%	-10.66%	-14.18%
Best month	-	3.96%	3.96%	3.96%	9.04%	9.04%	11.23%	11.23%
Maximum loss	-6.93%	-7.38%	-7.38%	-15.71%	-15.87%	-37.19%	-37.19%	-

**Distribution permission**

Austria, Germany, Switzerland

<sup>1</sup> Important note on update status: The displayed date refers exclusively to the calculation of the NAV.

<sup>2</sup> The Mountain-View Data Fund Rating calculates a comparative ranking for funds using yield, volatility and trend data. For more information visit [MVD Funds Rating](#)

<sup>3</sup> Displays the Ethical-Dynamical Ratio calculated according to standard criteria. The maximum value is 100. For more information visit [EDA](#)

## T.Rowe Price Funds SICAV Japanese Equity Fund I / LU0230817925 / A0MKJ6 / T.Rowe Price M. (LU)

### Investment strategy

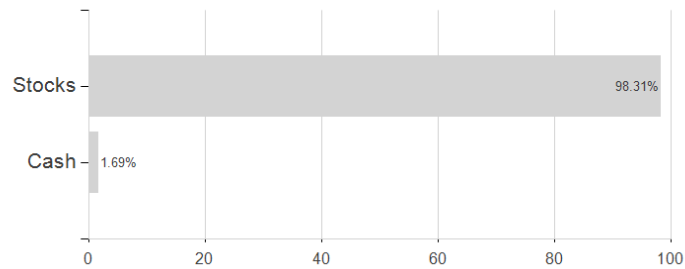
The fund is actively managed and invests mainly in a widely diversified portfolio of shares of companies in Japan. Although the fund does not have sustainable investment as an objective, the promotion of environmental and social characteristics ("E & S") is achieved through the fund's commitment to maintain at least 10% of the value of its portfolio invested in Sustainable Investments. Details of how E & S are promoted are further explained in the fund's RTS annex to the prospectus. <https://www.troweprice.com/esg>. The fund may use derivatives for hedging and efficient portfolio management.

### Investment goal

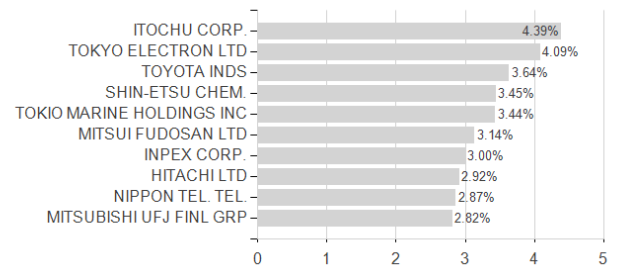
To increase the value of its shares, over the long term, through growth in the value of its investments.

### Assessment Structure

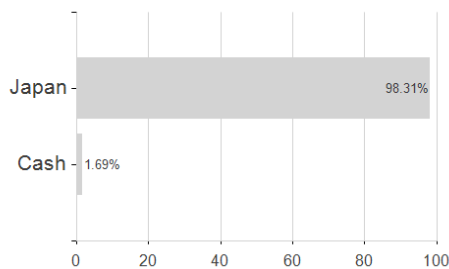
#### Assets



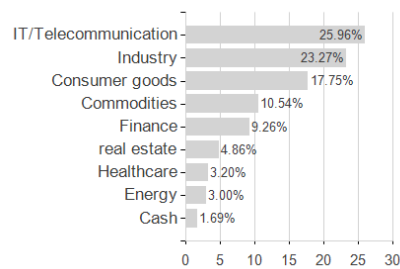
#### Largest positions



#### Countries



#### Branches



#### Currencies

