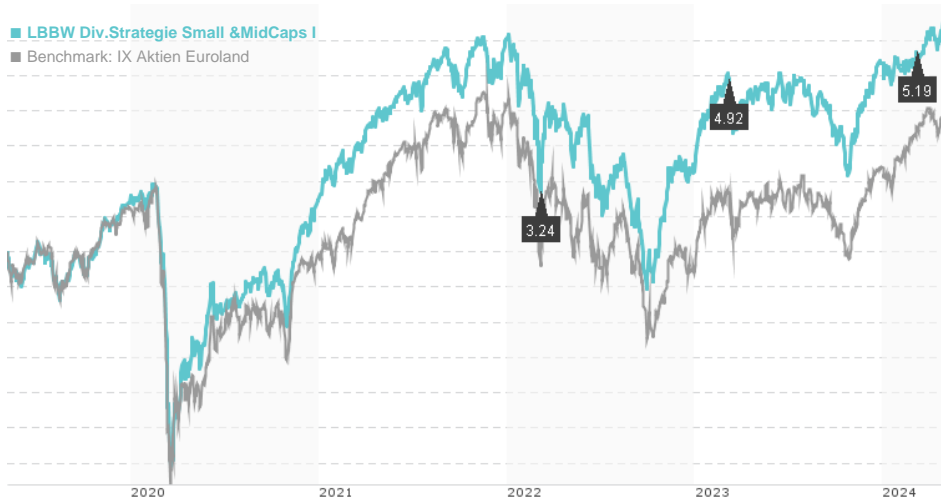


**LBBW Div.Strategie Small &MidCaps I / DE000A0KEYR3 / A0KEYR / LBBW AM**

Last 05/03/2024 <sup>1</sup>	Region	Branch	Type of yield	Type
<b>188.57 EUR</b>	Euroland	Mixed Sectors	paying dividend	Equity Fund



**Risk key figures**

SRI 1 2 3 **4** 5 6 7

Mountain-View Funds Rating<sup>2</sup> EDA<sup>3</sup>

▲▲▲▲▲▲ 84

**Yearly Performance**

2023	+13.93%
2022	-14.41%
2021	+21.29%
2020	+0.30%
2019	+24.16%

Master data		Conditions		Other figures	
Fund type	Single fund	Issue surcharge	5.00%	Minimum investment	EUR 75,000.00
Category	Equity	Planned administr. fee	0.00%	Savings plan	-
Sub category	Mixed Sectors	Deposit fees	0.10%	UCITS / OGAW	Yes
Fund domicile	Germany	Redemption charge	0.00%	Performance fee	0.00%
Tranch volume	-	Ongoing charges	-	Redeployment fee	0.00%
Total volume	(05/03/2024) EUR 49.12 mill.	<b>Dividends</b>		<b>Investment company</b>	
Launch date	12/19/2007	07.03.2024	5.19 EUR	LBBW AM Pariser Platz 1, Haus 5, 70174, Stuttgart Germany <a href="https://www.lbbw-am.de">https://www.lbbw-am.de</a>	
KESr report funds	No	07.03.2023	4.92 EUR		
Business year start	01.01.	07.03.2022	3.24 EUR		
Sustainability type	-	08.03.2021	2.74 EUR		
Fund manager	Holger Stremme	09.03.2020	4.53 EUR		

Performance	1M	6M	YTD	1Y	2Y	3Y	5Y	Since start
Performance	+1.69%	+14.23%	+5.04%	+8.80%	+13.42%	+11.20%	+31.97%	+199.98%
Performance p.a.	-	-	-	+8.78%	+6.49%	+3.60%	+5.70%	+6.94%
Sharpe ratio	1.81	2.70	1.26	0.48	0.20	-0.02	0.12	0.20
Volatility	10.41%	9.96%	9.49%	10.40%	13.48%	13.79%	15.55%	15.28%
Worst month	-	-1.07%	-1.07%	-4.41%	-9.33%	-9.33%	-20.39%	-20.39%
Best month	-	8.25%	3.95%	8.25%	9.17%	9.17%	13.45%	15.42%
Maximum loss	-2.33%	-2.58%	-2.33%	-11.52%	-20.76%	-27.62%	-36.45%	-

**Distribution permission**

Germany

<sup>1</sup> Important note on update status: The displayed date refers exclusively to the calculation of the NAV.

<sup>2</sup> The Mountain-View Data Fund Rating calculates a comparative ranking for funds using yield, volatility and trend data. For more information visit [MVD Funds Rating](#)

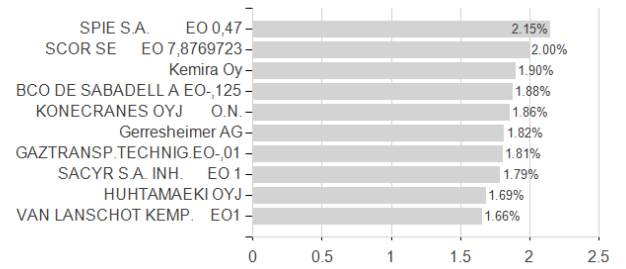
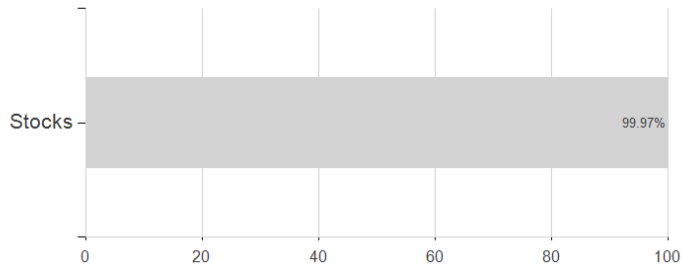
<sup>3</sup> Displays the Ethical-Dynamical Ratio calculated according to standard criteria. The maximum value is 100. For more information visit [EDA](#)

**LBBW Div.Strategie Small &MidCaps I / DE000A0KEYR3 / A0KEYR / LBBW AM**

**Assessment Structure**

**Assets**

**Largest positions**



**Countries**

**Branches**

**Currencies**

