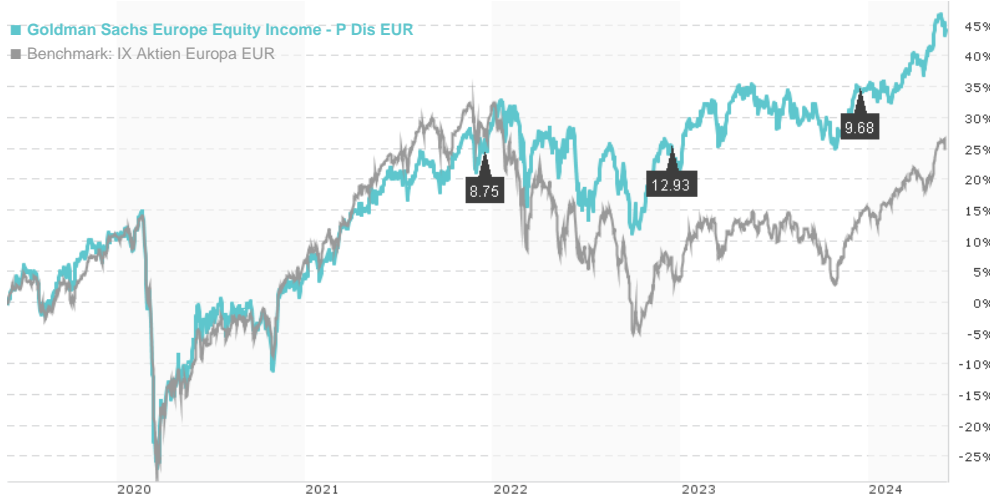


## Goldman Sachs Europe Equity Income - P Dis EUR / LU0205351728 / A0ML90 / Goldman Sachs AM BV

Last 05/30/2024 <sup>1</sup>	Region	Branch	Type of yield	Type
294.69 EUR	Europe	Mixed Sectors	paying dividend	Equity Fund

■ Goldman Sachs Europe Equity Income - P Dis EUR  
■ Benchmark: IX Aktien Europa EUR



## Risk key figures

SRI 1 2 3 4 5 6 7

Mountain-View Funds Rating<sup>2</sup>EDA<sup>3</sup> 57

## Yearly Performance

2023	+11.14%
2022	-5.76%
2021	+23.92%
2020	-5.69%
2019	+21.28%

Master data		Conditions		Other figures	
Fund type	Single fund	Issue surcharge	3.00%	Minimum investment	UNT 0
Category	Equity	Planned administr. fee	0.00%	Savings plan	-
Sub category	Mixed Sectors	Deposit fees	0.00%	UCITS / OGAW	Yes
Fund domicile	Luxembourg	Redemption charge	0.00%	Performance fee	0.00%
Tranch volume	(04/03/2023) EUR 3.29 mill.	Ongoing charges	-	Redeployment fee	0.00%
Total volume	(05/30/2024) EUR 200.29 mill.	Dividends		Investment company	
Launch date	1/4/2005	14.12.2023	9.68 EUR	Goldman Sachs AM BV Schenkkade 65, 2509, LL Den Haag Netherlands www.gsam.com	
KESr report funds	No	14.12.2022	12.93 EUR		
Business year start	01.10.	14.12.2021	8.75 EUR		
Sustainability type	-	14.12.2020	7.05 EUR		
Fund manager	Robert Davis, Nicolas Simar	16.12.2019	8.70 EUR		

Performance	1M	6M	YTD	1Y	2Y	3Y	5Y	Since start
Performance	+2.29%	+9.25%	+6.96%	+9.38%	+12.33%	+22.18%	+43.50%	+124.18%
Performance p.a.	-	-	-	+9.35%	+5.98%	+6.91%	+7.48%	+4.25%
Sharpe ratio	3.75	2.16	1.84	0.66	0.19	0.24	0.22	0.03
Volatility	7.47%	7.27%	7.65%	8.45%	11.46%	12.96%	16.84%	17.50%
Worst month	-	-0.84%	-0.84%	-3.06%	-9.00%	-9.00%	-15.69%	-15.69%
Best month	-	5.27%	4.26%	5.27%	6.28%	6.38%	14.70%	14.70%
Maximum loss	-2.30%	-2.60%	-2.60%	-7.19%	-13.47%	-16.40%	-36.50%	-

## Distribution permission

Austria, Germany, Switzerland, Luxembourg

<sup>1</sup> Important note on update status: The displayed date refers exclusively to the calculation of the NAV.

<sup>2</sup> The Mountain-View Data Fund Rating calculates a comparative ranking for funds using yield, volatility and trend data. For more information visit [MVD Funds Rating](#)

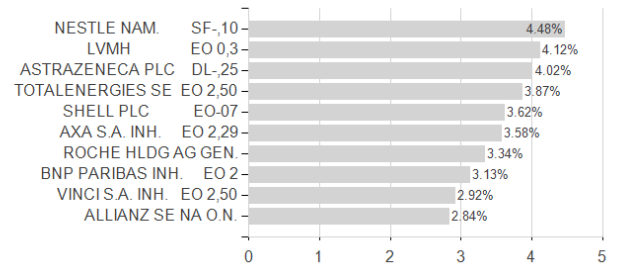
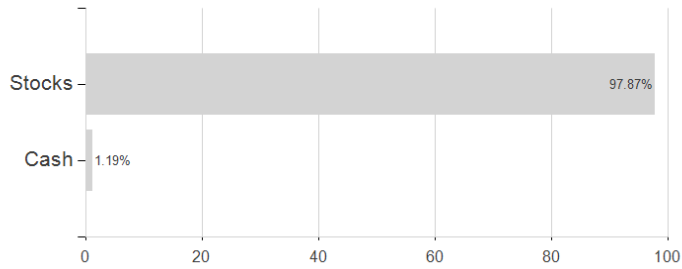
<sup>3</sup> Displays the Ethical-Dynamical Ratio calculated according to standard criteria. The maximum value is 100. For more information visit [EDA](#)

# Goldman Sachs Europe Equity Income - P Dis EUR / LU0205351728 / A0ML90 / Goldman Sachs AM BV

## Assessment Structure

### Assets

### Largest positions



### Countries

### Branches

### Currencies

