

JPM-Em.Mkt.Debt Fd.I(dist)EUR H / LU0248063322 / A0JLTQ / JPMorgan AM (EU)

Last 04/25/2024 ¹	Region	Branch	Type of yield	Type
6.15 EUR	Emerging Markets	Bonds: Focus Public Sector	paying dividend	Fixed-Income Fund



Risk key figures

SRI 1 2 3 4 5 6 7

Mountain-View Funds Rating²EDA³

75

Yearly Performance

2023	+7.63%
2022	-21.26%
2021	-4.15%
2020	+4.16%
2019	+10.91%

Master data		Conditions		Other figures	
Fund type	Single fund	Issue surcharge	0.00%	Minimum investment	USD 10,000,000.00
Category	Bonds	Planned administr. fee	0.00%	Savings plan	-
Sub category	Bonds: Focus Public Sector	Deposit fees	0.00%	UCITS / OGAW	Yes
Fund domicile	Luxembourg	Redemption charge	0.00%	Performance fee	0.00%
Tranch volume	(04/25/2024) USD 6.89 mill.	Ongoing charges	-	Redeployment fee	0.00%
Total volume	(04/25/2024) USD 1,234.87 mill.	Dividends		Investment company	
Launch date	6/14/2007	13.09.2023	0.36 EUR	JPMorgan AM (EU) PO Box 275, 2012, Luxembourg Luxembourg https://www.jpmorganassetmanagement.de	
KESr report funds	No	14.09.2022	0.43 EUR		
Business year start	01.07.	09.09.2021	0.37 EUR		
Sustainability type	-	10.09.2020	0.43 EUR		
Fund manager	Pierre-Yves Bateau, Emil Babayev	05.09.2019	0.33 EUR		

Performance	1M	6M	YTD	1Y	2Y	3Y	5Y	Since start
Performance	-2.23%	+10.61%	-0.49%	+6.76%	-1.68%	-16.76%	-11.61%	+38.29%
Performance p.a.	-	-	-	+6.74%	-0.84%	-5.93%	-2.43%	+1.94%
Sharpe ratio	-3.95	2.66	-0.85	0.43	-0.54	-1.21	-0.68	-0.25
Volatility	6.88%	6.97%	6.35%	6.71%	8.72%	8.09%	9.24%	7.61%
Worst month	-	-2.38%	-2.38%	-2.86%	-8.86%	-8.86%	-16.89%	-26.64%
Best month	-	5.37%	4.92%	5.37%	7.43%	7.43%	8.20%	8.20%
Maximum loss	-3.01%	-3.01%	-3.01%	-7.86%	-18.22%	-32.65%	-32.79%	-

Distribution permission

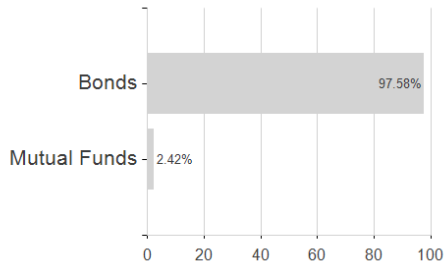
Austria, Germany, Switzerland, United Kingdom

¹ Important note on update status: The displayed date refers exclusively to the calculation of the NAV.² The Mountain-View Data Fund Rating calculates a comparative ranking for funds using yield, volatility and trend data. For more information visit [MVD Funds Rating](#)³ Displays the Ethical-Dynamical Ratio calculated according to standard criteria. The maximum value is 100. For more information visit [EDA](#)


JPM-Em.Mkt.Debt Fd.I(dist)EUR H / LU0248063322 / A0JLTQ / JPMorgan AM (EU)

Assessment Structure

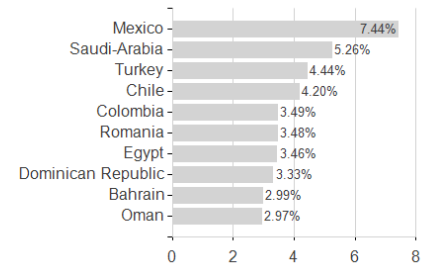
Assets



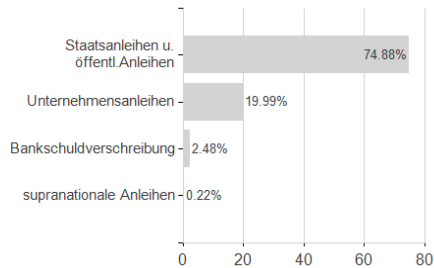
Largest positions



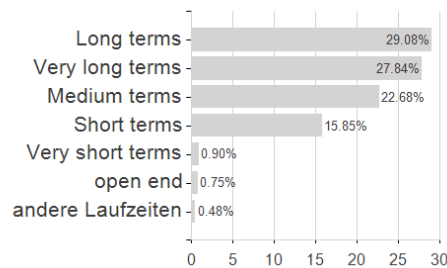
Countries



Issuer



Duration



Currencies

