

Xtrackers MSCI Europe Small Cap UCITS ETF 1C / LU0322253906 / DBX1AU / DWS Investment SA

Last 05/02/2024 ¹	Region	Branch	Type of yield	Type
60.59 USD	Europe	ETF Stocks	reinvestment	Alternative Investm.



Risk key figures

SRI 1 2 3 4 5 6 7

Mountain-View Funds Rating²



EDA³

80

Yearly Performance

2023	+16.84%
2022	-27.18%
2021	+15.11%
2020	+13.91%
2019	+30.09%

Master data		Conditions		Other figures	
Fund type	Single fund	Issue surcharge	0.00%	Minimum investment	UNT 1
Category	Equity	Planned administr. fee	0.00%	Savings plan	Yes
Sub category	ETF Stocks	Deposit fees	0.00%	UCITS / OGAW	Yes
Fund domicile	Luxembourg	Redemption charge	0.00%	Performance fee	0.00%
Tranch volume	(05/02/2024) EUR 1,463.77 mill.	Ongoing charges	-	Redeployment fee	0.00%
Total volume	(03/29/2024) EUR 1,252.72 mill.	Dividends		Investment company	
Launch date	1/17/2008			DWS Investment SA	
KESr report funds	Yes			Mainzer Landstraße 11-17, 60329, Frankfurt am Main	
Business year start	01.01.			Germany	
Sustainability type	-			https://www.dws.de	
Fund manager	-				

Performance	1M	6M	YTD	1Y	2Y	3Y	5Y	Since start
Performance	-0.42%	+17.21%	-0.50%	+6.23%	+4.54%	-11.93%	+23.30%	+131.17%
Performance p.a.	-	-	-	+6.21%	+2.24%	-4.15%	+4.27%	+5.28%
Sharpe ratio	-0.60	1.99	-0.39	0.15	-0.07	-0.38	0.02	0.07
Volatility	14.52%	17.02%	13.63%	16.49%	21.43%	21.15%	21.97%	21.83%
Worst month	-	-2.52%	-2.52%	-6.04%	-13.88%	-13.88%	-21.39%	-28.07%
Best month	-	12.42%	8.28%	12.42%	12.42%	12.42%	18.23%	21.57%
Maximum loss	-5.14%	-6.64%	-5.14%	-17.60%	-29.58%	-44.60%	-44.60%	-

Distribution permission

Austria, Germany, United Kingdom, Luxembourg

¹ Important note on update status: The displayed date refers exclusively to the calculation of the NAV.

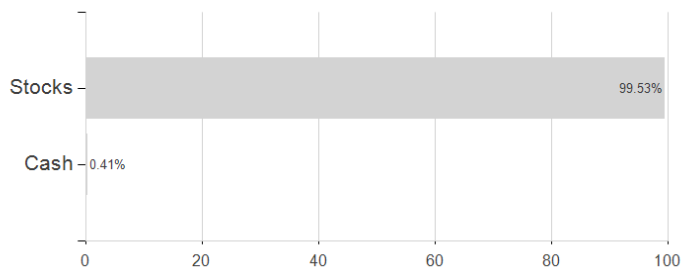
Xtrackers MSCI Europe Small Cap UCITS ETF 1C / LU0322253906 / DBX1AU / DWS Investment SA

2 The Mountain-View Data Fund Rating calculates a comparative ranking for funds using yield, volatility and trend data. For more information visit [MVD Funds Rating](#)

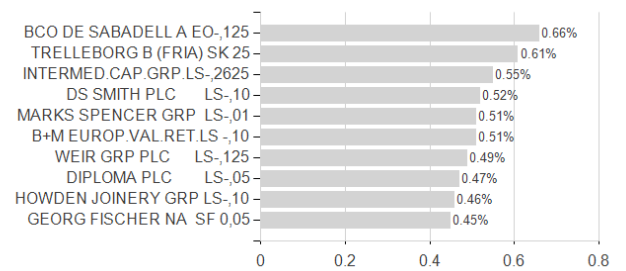
3 Displays the Ethical-Dynamical Ratio calculated according to standard criteria. The maximum value is 100. For more information visit [EDA](#)

Assessment Structure

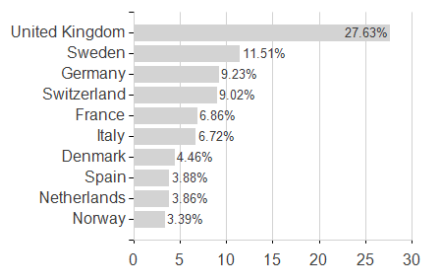
Assets



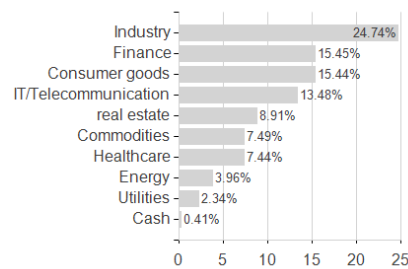
Largest positions



Countries



Branches



Currencies

