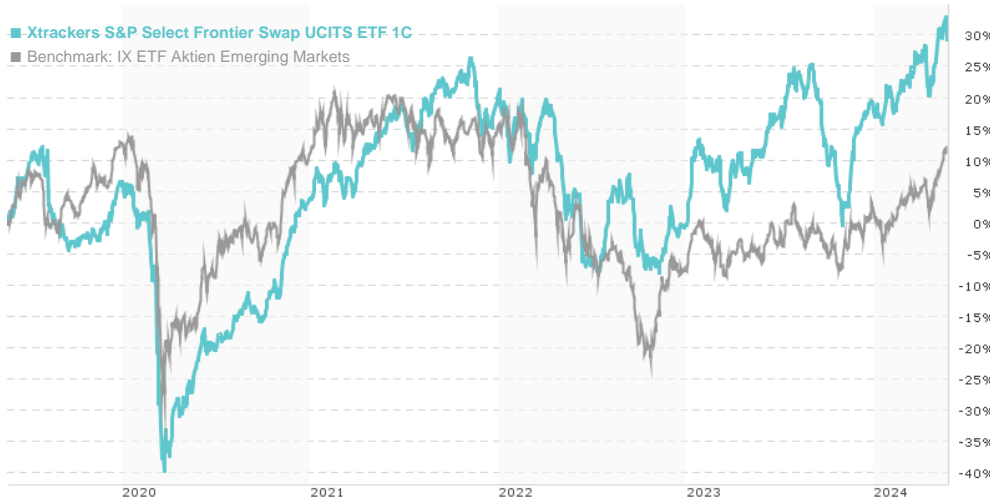


## Xtrackers S&P Select Frontier Swap UCITS ETF 1C / LU0328476410 / DBX1A9 / DWS Investment SA

Last 05/22/2024 <sup>1</sup>	Region	Branch	Type of yield	Type
18.81 USD	Emerging Markets	ETF Stocks	reinvestment	Alternative Investm.

■ Xtrackers S&P Select Frontier Swap UCITS ETF 1C  
■ Benchmark: IX ETF Aktien Emerging Markets



### Risk key figures

SRI 1 2 3 4 5 6 7

Mountain-View Funds Rating<sup>2</sup> EDA<sup>3</sup>

77

### Yearly Performance

2023	+19.76%
2022	-16.88%
2021	+15.30%
2020	-1.83%
2019	+22.68%

Master data		Conditions		Other figures	
Fund type	Single fund	Issue surcharge	0.00%	Minimum investment	UNT 1
Category	Equity	Planned administr. fee	0.00%	Savings plan	Yes
Sub category	ETF Stocks	Deposit fees	0.00%	UCITS / OGAW	Yes
Fund domicile	Luxembourg	Redemption charge	0.00%	Performance fee	0.00%
Tranch volume	(05/22/2024) EUR 98.38 mill.	Ongoing charges	-	Redeployment fee	0.00%
Total volume	(03/29/2024) EUR 88.94 mill.	Dividends		Investment company	
Launch date	1/15/2008			DWS Investment SA	
KESr report funds	Yes			Mainzer Landstraße 11-17, 60329, Frankfurt am Main	
Business year start	01.01.			Germany	
Sustainability type	-			https://www.dws.de	
Fund manager	-				

Performance	1M	6M	YTD	1Y	2Y	3Y	5Y	Since start
Performance	+4.95%	+16.54%	+8.40%	+15.96%	+26.51%	+12.88%	+28.98%	-11.71%
Performance p.a.	-	-	-	+15.91%	+12.48%	+4.13%	+5.22%	-0.76%
Sharpe ratio	5.05	2.43	1.40	0.83	0.55	0.02	0.08	-0.28
Volatility	15.08%	13.32%	13.87%	14.69%	15.71%	15.46%	18.08%	16.64%
Worst month	-	-0.51%	-0.51%	-9.98%	-11.11%	-11.11%	-28.47%	-28.47%
Best month	-	12.37%	4.34%	12.37%	12.70%	12.70%	12.70%	20.65%
Maximum loss	-2.58%	-6.50%	-6.50%	-20.47%	-20.47%	-27.29%	-46.39%	-

### Distribution permission

Austria, Germany, Switzerland, United Kingdom

<sup>1</sup> Important note on update status: The displayed date refers exclusively to the calculation of the NAV.

<sup>2</sup> The Mountain-View Data Fund Rating calculates a comparative ranking for funds using yield, volatility and trend data. For more information visit [MVD Funds Rating](#)

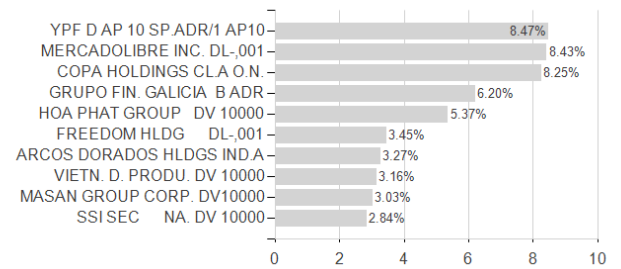
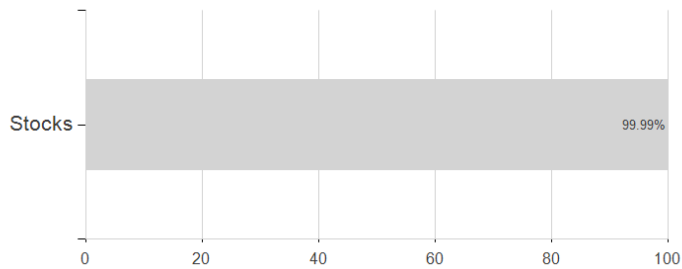
<sup>3</sup> Displays the Ethical-Dynamical Ratio calculated according to standard criteria. The maximum value is 100. For more information visit [EDA](#)

## Xtrackers S&P Select Frontier Swap UCITS ETF 1C / LU0328476410 / DBX1A9 / DWS Investment SA

### Assessment Structure

#### Assets

#### Largest positions



#### Countries

#### Branches

#### Currencies

