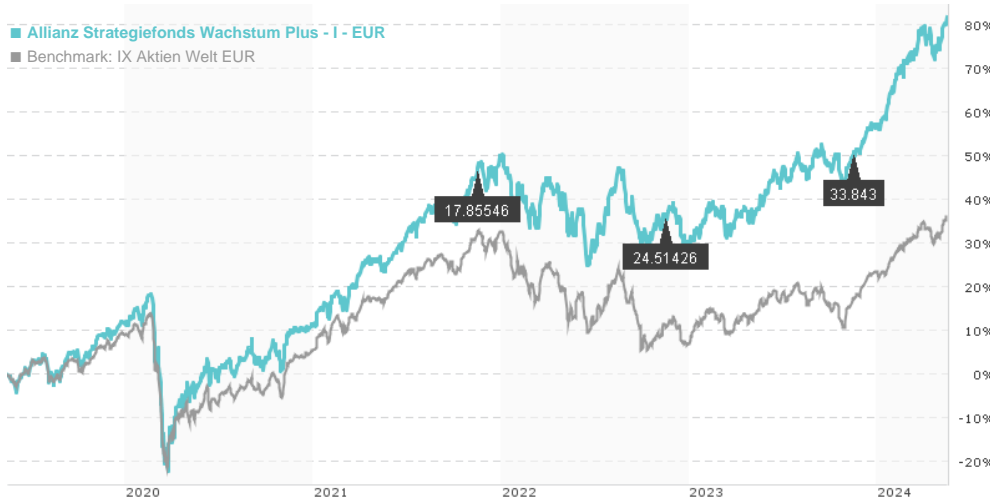


Allianz Strategiefonds Wachstum Plus - I - EUR / DE0009797316 / 979731 / Allianz GI.Investors

Last 05/16/2024 ¹	Region	Branch	Type of yield	Type
2615.61 EUR	Worldwide	Mixed Sectors	paying dividend	Equity Fund



Risk key figures

SRI 1 2 3 4 5 6 7

Mountain-View Funds Rating² EDA³

77

Yearly Performance

2023	+20.69%
2022	-13.30%
2021	+34.74%
2020	-0.13%
2019	+28.47%

Master data		Conditions		Other figures	
Fund type	Single fund	Issue surcharge	0.00%	Minimum investment	EUR 4,000,000.00
Category	Equity	Planned administr. fee	0.00%	Savings plan	-
Sub category	Mixed Sectors	Deposit fees	0.00%	UCITS / OGAW	Yes
Fund domicile	Germany	Redemption charge	0.00%	Performance fee	0.00%
Tranch volume	(01/03/2024) EUR 48.42 mill.	Ongoing charges	-	Redeployment fee	0.00%
Total volume	(02/28/2023) EUR 1,351.49 mill.	Dividends		Investment company	
Launch date	6/13/2007	15.11.2023	33.84 EUR	Allianz GI.Investors Bockenheimer Landstraße 42-44, 60323, Frankfurt am Main Germany https://www.allianzgi.com	
KESt report funds	Yes	15.11.2022	24.51 EUR		
Business year start	01.10.	15.11.2021	17.86 EUR		
Sustainability type	-	16.11.2020	18.92 EUR		
Fund manager	Erik Mulder	15.11.2019	36.21 EUR		

Performance	1M	6M	YTD	1Y	2Y	3Y	5Y	Since start
Performance	+3.49%	+20.82%	+15.61%	+31.42%	+33.90%	+45.13%	+83.46%	+253.82%
Performance p.a.	-	-	-	+31.32%	+15.69%	+13.22%	+12.89%	+7.75%
Sharpe ratio	4.13	4.57	4.30	2.75	0.92	0.72	0.56	0.24
Volatility	11.64%	9.32%	10.28%	10.04%	12.97%	13.06%	16.33%	16.66%
Worst month	-	-1.15%	-1.15%	-3.98%	-7.62%	-7.62%	-14.44%	-14.44%
Best month	-	6.29%	5.54%	6.29%	8.72%	8.72%	11.35%	11.35%
Maximum loss	-1.98%	-4.28%	-4.28%	-6.93%	-12.61%	-16.85%	-34.33%	-

Distribution permission

Austria, Germany

¹ Important note on update status: The displayed date refers exclusively to the calculation of the NAV.

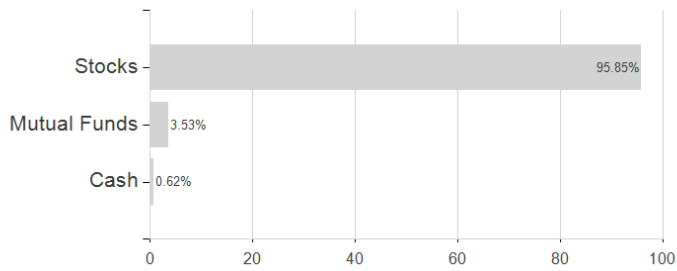
² The Mountain-View Data Fund Rating calculates a comparative ranking for funds using yield, volatility and trend data. For more information visit [MVD Funds Rating](#)

³ Displays the Ethical-Dynamical Ratio calculated according to standard criteria. The maximum value is 100. For more information visit [EDA](#)

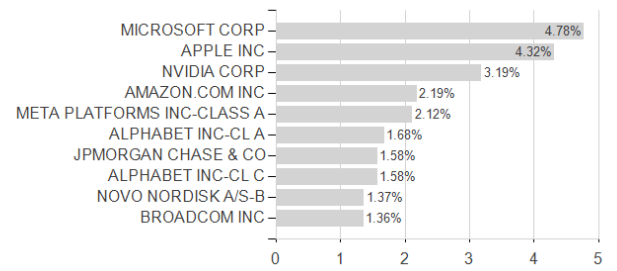
Allianz Strategiefonds Wachstum Plus - I - EUR / DE0009797316 / 979731 / Allianz GI.Investors

Assessment Structure

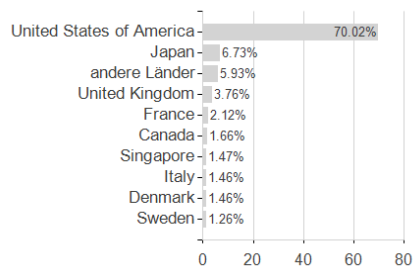
Assets



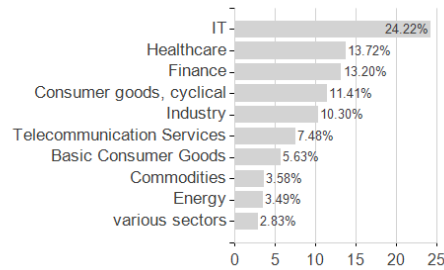
Largest positions



Countries



Branches



Currencies

