

## ATHENA UI - Anteilklasse I / DE000A0Q2SF3 / A0Q2SF / Universal-Investment

Last 05/29/2024 <sup>1</sup>	Region	Branch	Type of yield	Type
127.49 EUR	Worldwide	AI Volatility	paying dividend	Alternative Investm.



## Risk key figures

SRI 1 2 3 4 5 6 7

Mountain-View Funds Rating<sup>2</sup>EDA<sup>3</sup>

## Yearly Performance

2023	+6.99%
2022	+4.93%
2021	-0.01%
2020	+7.25%
2019	-2.70%

Master data		Conditions		Other figures	
Fund type	Single fund	Issue surcharge	5.00%	Minimum investment	UNT 0
Category	Alternative Investments	Planned administr. fee	0.00%	Savings plan	Yes
Sub category	AI Volatility	Deposit fees	0.10%	UCITS / OGAW	Yes
Fund domicile	Germany	Redemption charge	0.00%	Performance fee	20.00%
Tranch volume	(05/29/2024) EUR 21.12 mill.	Ongoing charges	-	Redeployment fee	0.00%
Total volume	(05/29/2024) EUR 54.43 mill.	Dividends		Investment company	
Launch date	6/23/2008	17.06.2009	0.00 EUR	Universal-Investment  Theodor-Heuss-Allee 70, 60486, Frankfurt am Main  Germany  <a href="https://www.universal-investment.com">https://www.universal-investment.com</a>	
KESr report funds	No	01.04.2009	0.06 EUR		
Business year start	01.04.				
Sustainability type	-				
Fund manager	-				

Performance	1M	6M	YTD	1Y	2Y	3Y	5Y	Since start
Performance	+0.51%	+2.64%	+1.64%	+6.95%	+10.63%	+13.64%	+19.74%	+27.18%
Performance p.a.	-	-	-	+6.95%	+5.18%	+4.36%	+3.67%	+1.52%
Sharpe ratio	2.26	1.26	0.25	2.16	0.51	0.17	-0.02	-0.55
Volatility	1.16%	1.27%	1.21%	1.47%	2.75%	3.39%	5.75%	4.13%
Worst month	-	0.15%	0.15%	0.08%	-0.82%	-1.12%	-1.12%	-2.04%
Best month	-	0.91%	0.91%	1.03%	1.78%	2.30%	5.47%	5.47%
Maximum loss	-0.16%	-0.26%	-0.22%	-0.29%	-2.48%	-2.87%	-8.07%	-

## Distribution permission

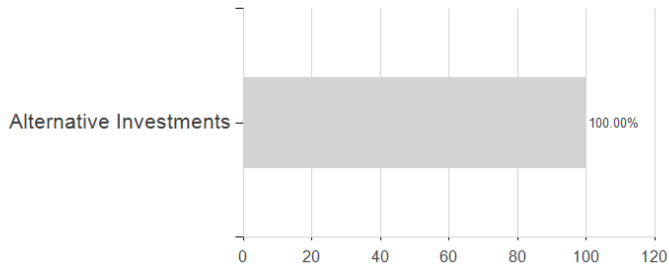
Germany

<sup>1</sup> Important note on update status: The displayed date refers exclusively to the calculation of the NAV.<sup>2</sup> The Mountain-View Data Fund Rating calculates a comparative ranking for funds using yield, volatility and trend data. For more information visit [MVD Funds Rating](#)<sup>3</sup> Displays the Ethical-Dynamical Ratio calculated according to standard criteria. The maximum value is 100. For more information visit [EDA](#)

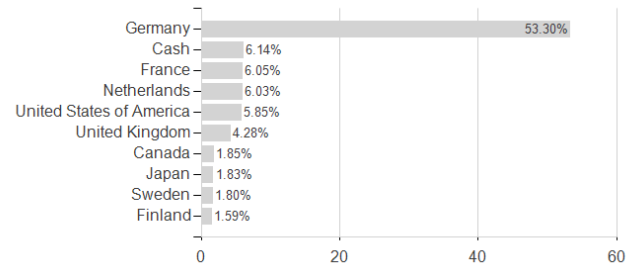
## ATHENA UI - Anteilklasse I / DE000A0Q2SF3 / A0Q2SF / Universal-Investment

### Assessment Structure

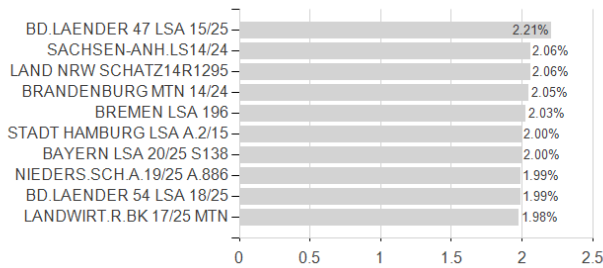
#### Assets



#### Countries



#### Largest positions



#### Currencies

