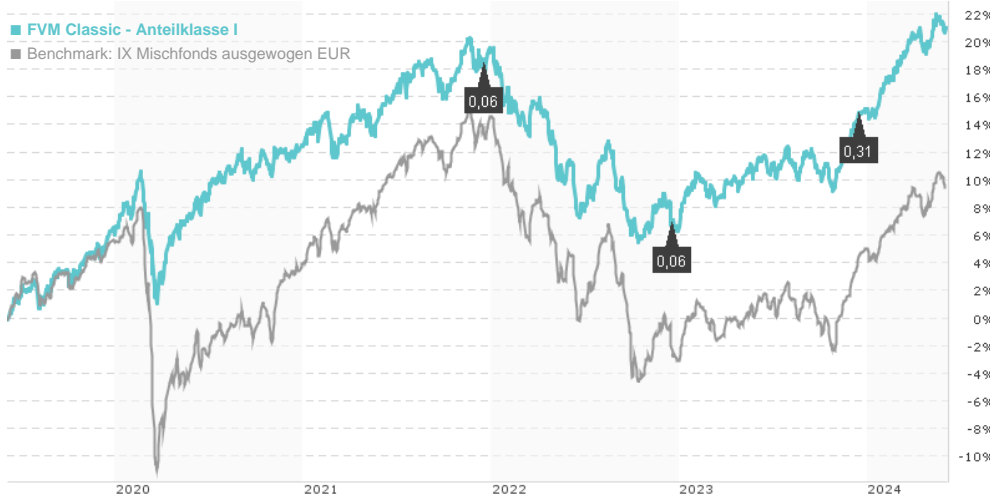


FVM Classic - Anteilklasse I / DE000A0NFZR1 / A0NFZR / Universal-Investment

Last 06/03/2024 ¹	Region	Branch	Type of yield	Type
80.15 EUR	Worldwide	Mixed Fund/Balanced	paying dividend	Mixed Fund

■ FVM Classic - Anteilklasse I
■ Benchmark: IX Mischfonds ausgewogen EUR



Risk key figures

SRI 1 2 3 4 5 6 7

Mountain-View Funds Rating²EDA³ 79

Yearly Performance

2023	+8.24%
2022	-10.88%
2021	+6.11%
2020	+6.05%
2019	+12.95%

Master data		Conditions		Other figures	
Fund type	Single fund	Issue surcharge	5.00%	Minimum investment	UNT 0
Category	Mixed Fund	Planned administr. fee	0.00%	Savings plan	Yes
Sub category	Mixed Fund/Balanced	Deposit fees	0.10%	UCITS / OGAW	Yes
Fund domicile	Germany	Redemption charge	0.00%	Performance fee	10.00%
Tranch volume	(06/03/2024) EUR 222.63 mill.	Ongoing charges	-	Redeployment fee	0.00%
Total volume	(06/03/2024) EUR 225.63 mill.	Dividends		Investment company	
Launch date	7/21/2008	15.12.2023	0.31 EUR	Universal-Investment	
KESr report funds	No	15.12.2022	0.06 EUR	Theodor-Heuss-Allee 70, 60486, Frankfurt am Main	
Business year start	01.11.	15.12.2021	0.06 EUR	Germany	
Sustainability type	-	15.12.2020	0.06 EUR	https://www.universal-investment.com	
Fund manager	-	16.12.2019	0.06 EUR		

Performance	1M	6M	YTD	1Y	2Y	3Y	5Y	Since start
Performance	+0.92%	+6.69%	+5.10%	+8.61%	+8.81%	+4.72%	+21.74%	+66.61%
Performance p.a.	-	-	-	+8.63%	+4.31%	+1.55%	+4.01%	+3.27%
Sharpe ratio	1.82	2.78	2.26	1.27	0.12	-0.45	0.04	-0.10
Volatility	4.18%	3.66%	3.90%	3.83%	4.53%	4.96%	5.23%	5.33%
Worst month	-	-0.94%	-0.94%	-1.13%	-3.19%	-3.19%	-3.19%	-3.92%
Best month	-	2.17%	2.17%	2.75%	3.40%	3.40%	3.40%	3.65%
Maximum loss	-1.09%	-1.56%	-1.56%	-2.84%	-6.56%	-12.28%	-12.28%	-

Distribution permission

Germany

¹ Important note on update status: The displayed date refers exclusively to the calculation of the NAV.

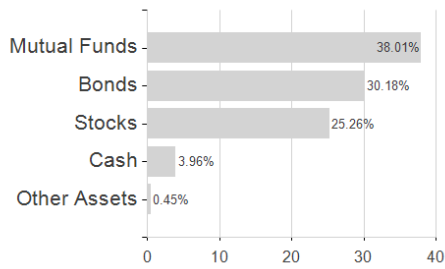
² The Mountain-View Data Fund Rating calculates a comparative ranking for funds using yield, volatility and trend data. For more information visit [MVD Funds Rating](#)

³ Displays the Ethical-Dynamical Ratio calculated according to standard criteria. The maximum value is 100. For more information visit [EDA](#)

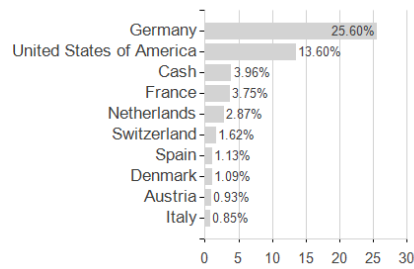
FVM Classic - Anteilklasse I / DE000A0NFZR1 / A0NFZR / Universal-Investment

Assessment Structure

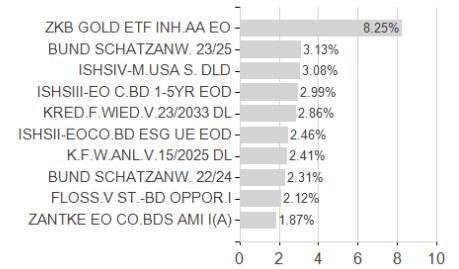
Assets



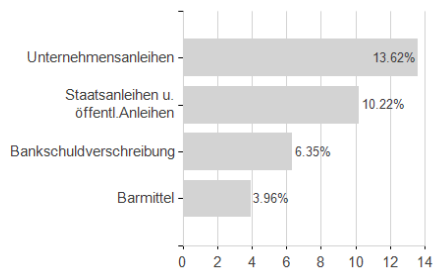
Countries



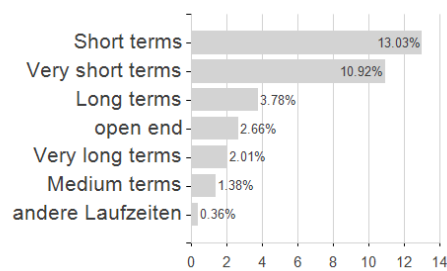
Largest positions



Issuer



Duration



Currencies

