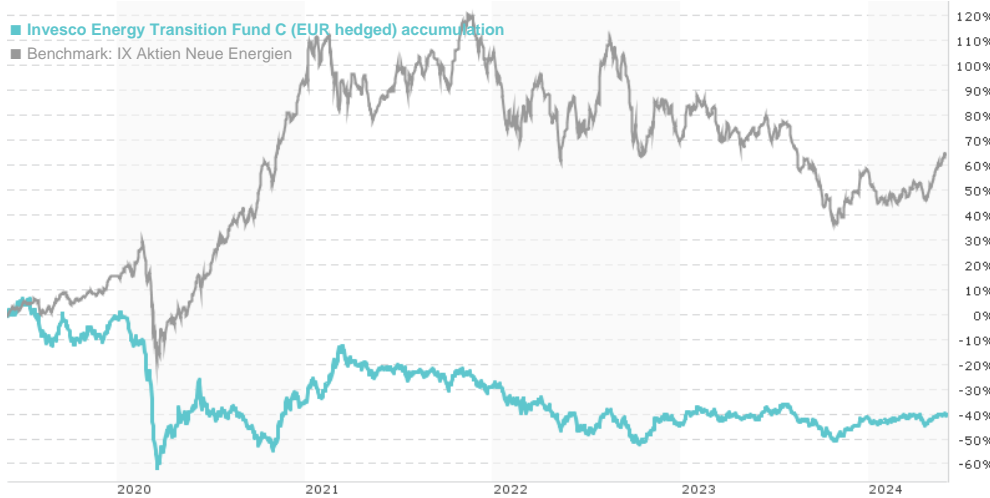


## Invesco Energy Transition Fund C (EUR hedged) accumulation / LU0367024782 / A0Q74T / Invesco Management

Last 05/31/2024 <sup>1</sup>	Region	Branch	Type of yield	Type
4.16 EUR	Worldwide	Sector Energy	reinvestment	Equity Fund

■ Invesco Energy Transition Fund C (EUR hedged) accumulation  
■ Benchmark: IX Aktien Neue Energien



### Risk key figures

SRI 1 2 3 4 5 6 7

Mountain-View Funds Rating<sup>2</sup> EDA<sup>3</sup>

92

### Yearly Performance

2023	+4.85%
2022	-20.81%
2021	+8.55%
2020	-33.43%
2019	+0.44%

Master data		Conditions		Other figures	
Fund type	Single fund	Issue surcharge	5.00%	Minimum investment	EUR 800,000.00
Category	Equity	Planned administr. fee	0.00%	Savings plan	-
Sub category	Sector Energy	Deposit fees	0.01%	UCITS / OGAW	Yes
Fund domicile	Luxembourg	Redemption charge	0.00%	Performance fee	0.00%
Tranch volume	(05/31/2024) USD 0.294 mill.	Ongoing charges	-	Redeployment fee	0.00%
Total volume	(05/31/2024) USD 46.91 mill.	Dividends		Investment company	
Launch date	7/31/2008	Invesco Management			
KESt report funds	Yes	An der Welle 5, 60322, Frankfurt am Main			
Business year start	29.02.	Germany			
Sustainability type	New energies	https://www.de.invesco.com			
Fund manager	Manuela von Dittfurth, Erhard Radatz, Tim Herzig				

Performance	1M	6M	YTD	1Y	2Y	3Y	5Y	Since start
Performance	+2.97%	+9.19%	+1.22%	+3.48%	-0.24%	-23.67%	-39.53%	-79.38%
Performance p.a.	-	-	-	+3.47%	-0.12%	-8.60%	-9.56%	-9.48%
Sharpe ratio	2.58	1.07	-0.06	-0.02	-0.19	-0.57	-0.46	-0.43
Volatility	14.48%	14.52%	14.44%	16.59%	20.63%	21.71%	29.14%	30.63%
Worst month	-	-3.41%	-3.41%	-10.44%	-14.18%	-14.18%	-36.97%	-36.97%
Best month	-	11.08%	7.87%	11.08%	12.40%	12.40%	39.81%	39.81%
Maximum loss	-1.90%	-7.43%	-7.43%	-22.75%	-22.75%	-39.53%	-64.05%	-

### Distribution permission

Austria, Germany, Switzerland, Luxembourg

<sup>1</sup> Important note on update status: The displayed date refers exclusively to the calculation of the NAV.

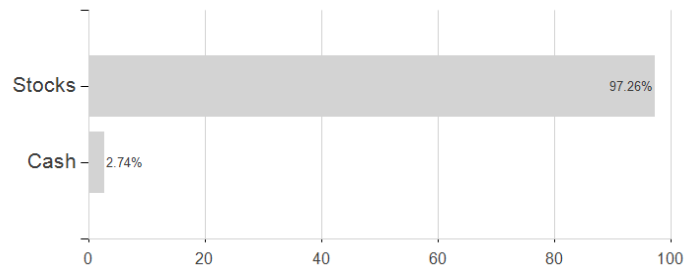
<sup>2</sup> The Mountain-View Data Fund Rating calculates a comparative ranking for funds using yield, volatility and trend data. For more information visit [MVD Funds Rating](#)

<sup>3</sup> Displays the Ethical-Dynamical Ratio calculated according to standard criteria. The maximum value is 100. For more information visit [EDA](#)

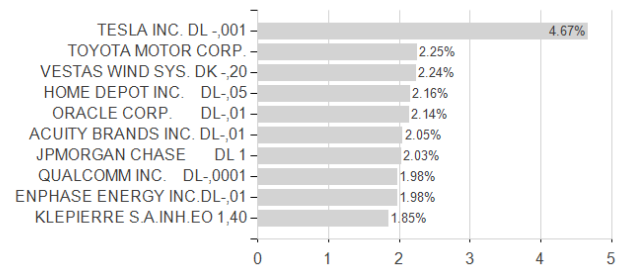
## Invesco Energy Transition Fund C (EUR hedged) accumulation / LU0367024782 / A0Q74T / Invesco Management

### Assessment Structure

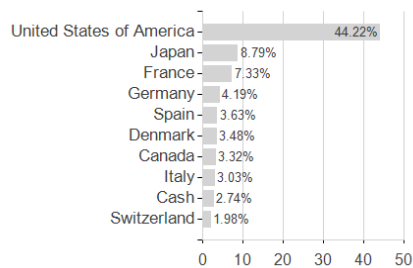
#### Assets



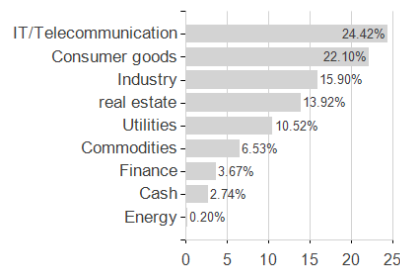
#### Largest positions



#### Countries



#### Branches



#### Currencies

