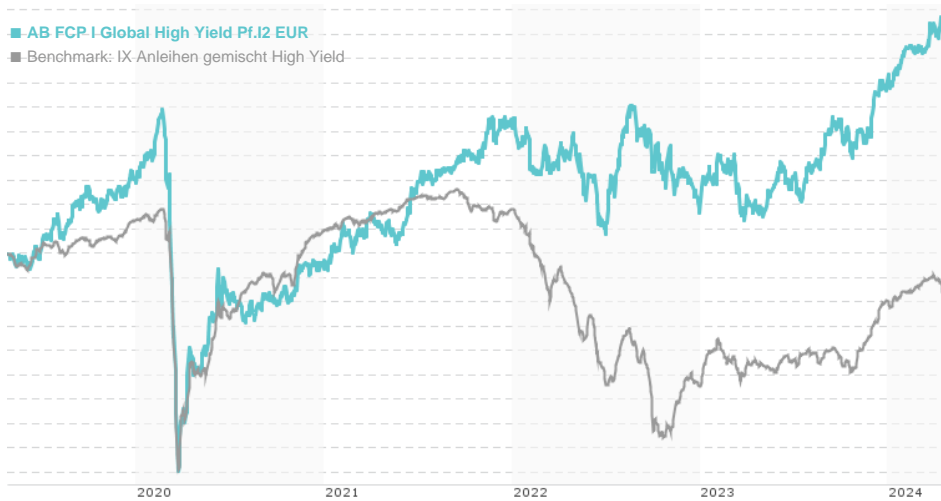


AB FCP I Global High Yield Pf.I2 EUR / LU0249551689 / A0JM6M / AllianceBernstein LU

| Last 04/24/2024 ¹ | Region | Branch | Type of yield | Type |
|------------------------------|-----------|--------------|---------------|-------------------|
| 10.47 EUR | Worldwide | Bonds: Mixed | reinvestment | Fixed-Income Fund |

■ AB FCP I Global High Yield Pf.I2 EUR
■ Benchmark: IX-Anleihen gemischt High Yield



Risk key figures

SRI 1 2 3 4 5 6 7

Mountain-View Funds Rating² EDA³

70

Yearly Performance

| | |
|------|---------|
| 2023 | +10.08% |
| 2022 | -6.36% |
| 2021 | +10.92% |
| 2020 | -5.99% |
| 2019 | +16.58% |

| Master data | | Conditions | | Other figures | |
|---------------------|---|---|-------|--------------------|------------------|
| Fund type | Single fund | Issue surcharge | 1.50% | Minimum investment | EUR 1,000,000.00 |
| Category | Bonds | Planned administr. fee | 0.00% | Savings plan | - |
| Sub category | Bonds: Mixed | Deposit fees | 0.00% | UCITS / OGAW | Yes |
| Fund domicile | Luxembourg | Redemption charge | 0.00% | Performance fee | 0.00% |
| Tranch volume | (04/24/2024) USD 0.308 mill. | Ongoing charges | - | Redeployment fee | 0.00% |
| Total volume | (04/24/2024) USD 14,700.20 mill. | Dividends | | Investment company | |
| Launch date | 4/25/2007 | AllianceBernstein LU | | | |
| KESr report funds | Yes | 2-4, rue Eugene Ruppert, 2453, Luxembourg | | | |
| Business year start | 01.09. | Luxembourg | | | |
| Sustainability type | - | https://www.alliancebernstein.com | | | |
| Fund manager | Christian DiClementi, Gershon Distenfeld, Fahd Malik, Matthew S. Sheridan, Will Smith | | | | |

| Performance | 1M | 6M | YTD | 1Y | 2Y | 3Y | 5Y | Since start |
|------------------|--------|--------|--------|---------|--------|---------|---------|-------------|
| Performance | +0.29% | +8.72% | +4.18% | +14.80% | +9.29% | +16.46% | +18.44% | +186.85% |
| Performance p.a. | - | - | - | +14.76% | +4.54% | +5.22% | +3.44% | +6.39% |
| Sharpe ratio | -0.06 | 2.56 | 2.00 | 1.82 | 0.09 | 0.18 | -0.05 | 0.26 |
| Volatility | 5.53% | 5.62% | 5.12% | 5.99% | 7.77% | 7.32% | 8.59% | 9.73% |
| Worst month | - | -1.33% | -0.38% | -1.33% | -4.47% | -4.47% | -17.80% | -17.80% |
| Best month | - | 2.59% | 2.59% | 2.61% | 7.24% | 7.24% | 7.24% | 13.41% |
| Maximum loss | -1.05% | -1.05% | -1.05% | -3.05% | -8.38% | -8.65% | -26.62% | - |

Distribution permission

Austria, Germany, Switzerland, United Kingdom

¹ Important note on update status: The displayed date refers exclusively to the calculation of the NAV.

DISCLAIMER: The information on this page are for informational purposes only and should neither an offer to sell nor a solicitation for the purchase of the security or recommendation in favor of the security to be understood. baha GmbH assumes no liability despite thorough searches for the accuracy of the data.
Funds data from: www.mountain-view.com. Fact Sheet created by: www.baha.com

AB FCP I Global High Yield Pf.I2 EUR / LU0249551689 / A0JM6M / AllianceBernstein LU

2 The Mountain-View Data Fund Rating calculates a comparative ranking for funds using yield, volatility and trend data. For more information visit [MVD Funds Rating](#)

Investment strategy

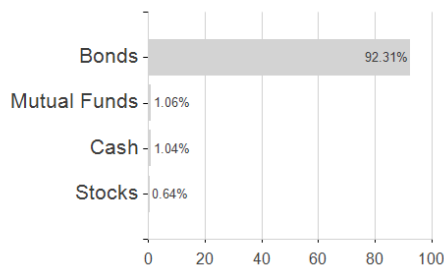
Under normal circumstances, the Portfolio invests mainly in higheryielding, lower-rated (below Investment Grade) and therefore riskier debt securities of issuers anywhere in the world. In selecting its investments the Portfolio will put an emphasis on corporate issuers in the US and corporate and governmental issuers in emerging market countries. It aims to evaluate securities based on the financial health of the issuer as well as any economic or political conditions that could affect a security's performance. The Portfolio may have exposure to currencies other than US Dollar, including emerging market currencies.

Investment goal

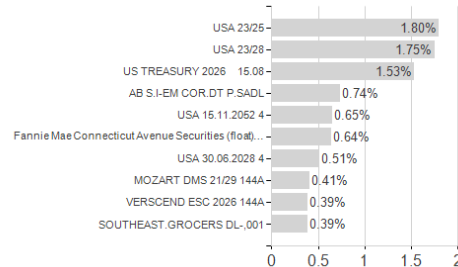
The Portfolio seeks to achieve a high return on your investment, both by earning high income and by increasing the value of your investment over the long term.

Assessment Structure

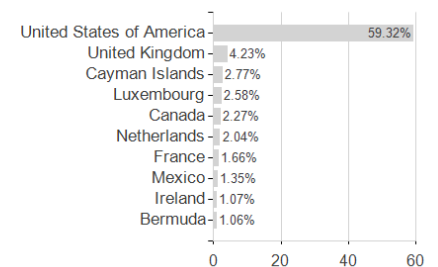
Assets



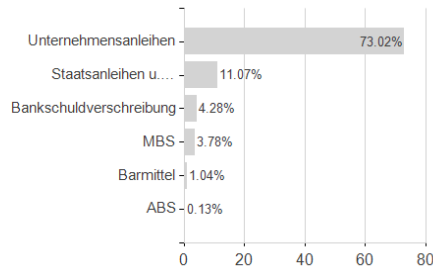
Largest positions



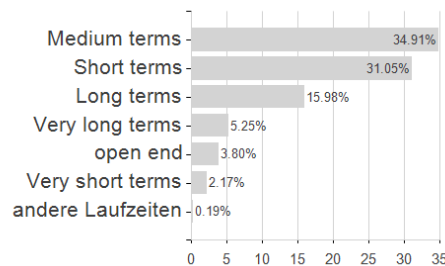
Countries



Issuer



Duration



Currencies

