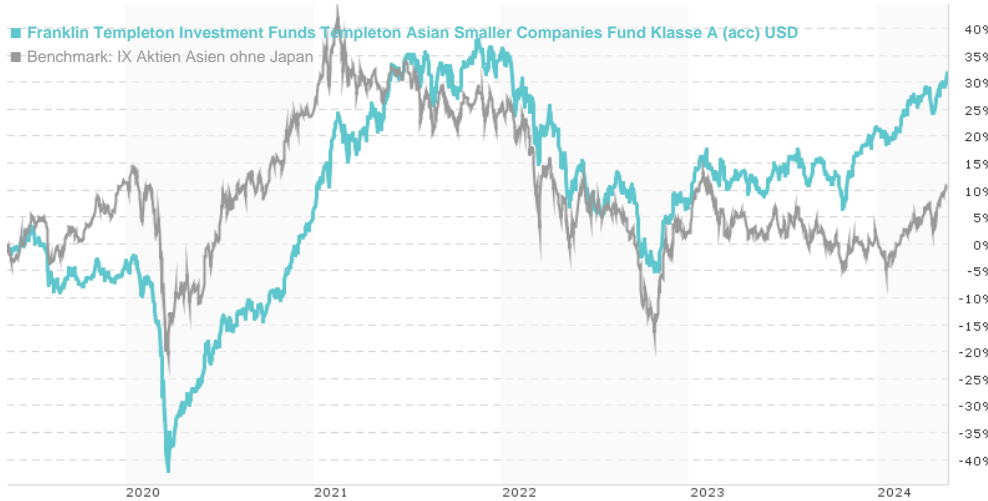


## Franklin Templeton Investment Funds Templeton Asian Smaller Companies Fund Klasse A (acc) USD /

Last 05/15/2024 <sup>1</sup>	Region	Branch	Type of yield	Type
62.48 USD	Asia (excl. Japan)	Mixed Sectors	reinvestment	Equity Fund



### Risk key figures

SRI 1 2 3 4 5 6 7

Mountain-View Funds Rating<sup>2</sup> EDA<sup>3</sup>

▲ ▲ ▲ ▲ ▲ ▲ 75

### Yearly Performance

2023	+12.96%
2022	-20.62%
2021	+27.15%
2020	+11.60%
2019	+3.19%

Master data		Conditions		Other figures	
Fund type	Single fund	Issue surcharge	5.75%	Minimum investment	USD 1,000.00
Category	Equity	Planned administr. fee	0.00%	Savings plan	-
Sub category	Mixed Sectors	Deposit fees	0.14%	UCITS / OGAW	Yes
Fund domicile	Luxembourg	Redemption charge	0.00%	Performance fee	0.00%
Tranch volume	(04/30/2024) USD 157.43 mill.	Ongoing charges	-	Redeployment fee	0.00%
Total volume	(04/30/2024) USD 978.42 mill.	Dividends		Investment company	
Launch date	10/14/2008	Franklin Templeton			
KESr report funds	Yes	Schottenring 16, 2.OG, 1010, Wien			
Business year start	01.07.	Austria			
Sustainability type	-	<a href="https://www.franklintempleton.at">https://www.franklintempleton.at</a>			
Fund manager	Chetan Sehgal, Vikas Chiranewal, Krzysztof Musialik				

Performance	1M	6M	YTD	1Y	2Y	3Y	5Y	Since start
Performance	+4.69%	+14.39%	+8.28%	+19.24%	+21.63%	+6.79%	+32.12%	+524.80%
Performance p.a.	-	-	-	+19.18%	+10.28%	+2.21%	+5.72%	+12.47%
Sharpe ratio	6.72	2.99	2.15	1.52	0.48	-0.11	0.11	0.59
Volatility	10.54%	9.13%	9.49%	10.11%	13.39%	14.38%	16.86%	14.73%
Worst month	-	-1.53%	-1.53%	-3.95%	-11.25%	-11.25%	-25.91%	-25.91%
Best month	-	8.21%	4.93%	8.21%	14.95%	14.95%	14.95%	19.35%
Maximum loss	-1.16%	-3.64%	-3.64%	-9.55%	-17.84%	-31.25%	-44.02%	-

### Distribution permission

Austria, Germany, Switzerland, United Kingdom

<sup>1</sup> Important note on update status: The displayed date refers exclusively to the calculation of the NAV.

<sup>2</sup> The Mountain-View Data Fund Rating calculates a comparative ranking for funds using yield, volatility and trend data. For more information visit [MVD Funds Rating](#)

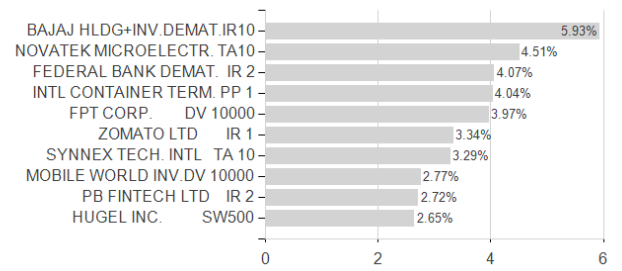
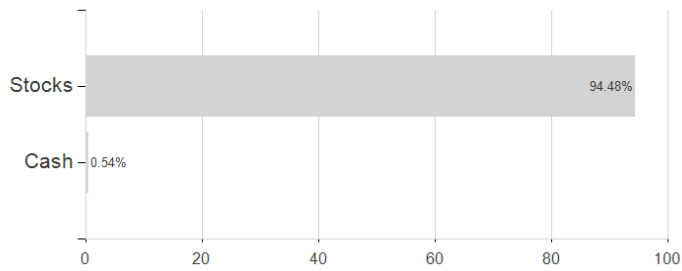
<sup>3</sup> Displays the Ethical-Dynamical Ratio calculated according to standard criteria. The maximum value is 100. For more information visit [EDA](#)

## Franklin Templeton Investment Funds Templeton Asian Smaller Companies Fund Klasse A (acc) USD /

### Assessment Structure

#### Assets

#### Largest positions



#### Countries

#### Branches

#### Currencies

