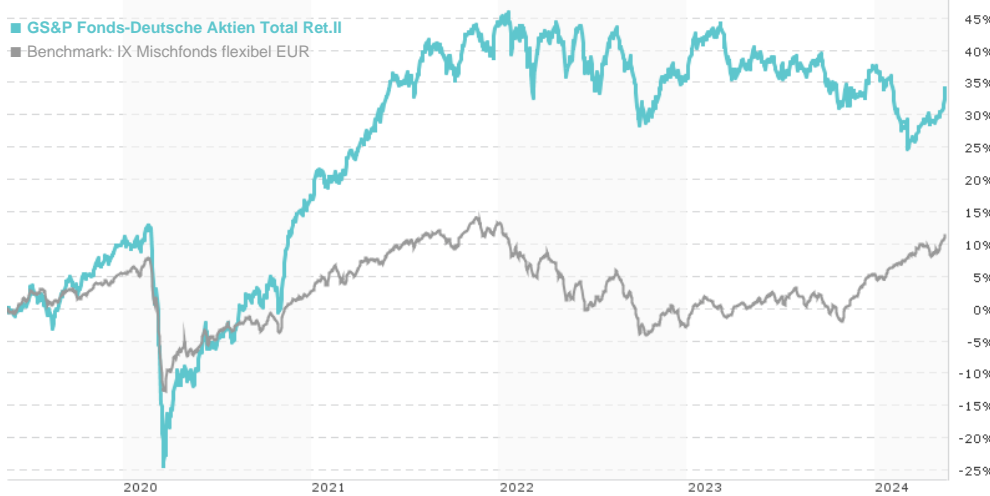


## GS&amp;P Fonds-Deutsche Aktien Total Ret.II / LU0393582043 / A0RBHP / GS&amp;P KAG

Last 05/17/2024 <sup>1</sup>	Country	Branch	Type of yield	Type
251.57 EUR	Germany	Mixed fund/flexible	reinvestment	Mixed Fund

■ GS&P Fonds-Deutsche Aktien Total Ret.II  
■ Benchmark: IX Mischfonds flexibel EUR



## Risk key figures

SRI 1 2 3 4 5 6 7

Mountain-View Funds Rating<sup>2</sup>EDA<sup>3</sup>

74

## Yearly Performance

2023	+0.99%
2022	-5.54%
2021	+22.47%
2020	+6.31%
2019	+23.29%

Master data		Conditions		Other figures	
Fund type	Single fund	Issue surcharge	8.00%	Minimum investment	UNT 0
Category	Mixed Fund	Planned administr. fee	0.00%	Savings plan	-
Sub category	Mixed fund/flexible	Deposit fees	0.05%	UCITS / OGAW	Yes
Fund domicile	Luxembourg	Redemption charge	0.00%	Performance fee	0.00%
Tranch volume	(05/17/2024) EUR 205.76 mill.	Ongoing charges	-	Redeployment fee	0.00%
Total volume	(05/17/2024) EUR 320.61 mill.	Dividends		Investment company	
Launch date	12/2/2008			GS&P KAG	
KEST report funds	Yes			7, Op Flohr, 6726, Grevenmacher	
Business year start	01.01.			Luxembourg	
Sustainability type	-			<a href="https://www.gsp-kag.com">https://www.gsp-kag.com</a>	
Fund manager	-				

Performance	1M	6M	YTD	1Y	2Y	3Y	5Y	Since start
Performance	+4.33%	+0.95%	-2.29%	-3.57%	-2.89%	+2.69%	+32.92%	+403.74%
Performance p.a.	-	-	-	-3.56%	-1.45%	+0.89%	+5.85%	+11.03%
Sharpe ratio	12.07	-0.23	-1.16	-0.93	-0.60	-0.31	0.17	0.77
Volatility	5.27%	8.34%	8.50%	7.93%	8.78%	9.34%	11.71%	9.40%
Worst month	-	-5.68%	-5.68%	-5.68%	-7.47%	-7.47%	-20.84%	-20.84%
Best month	-	3.35%	3.35%	3.35%	3.89%	4.72%	14.36%	14.36%
Maximum loss	-0.52%	-9.38%	-9.34%	-10.78%	-13.61%	-14.49%	-33.07%	-

## Distribution permission

Germany

<sup>1</sup> Important note on update status: The displayed date refers exclusively to the calculation of the NAV.

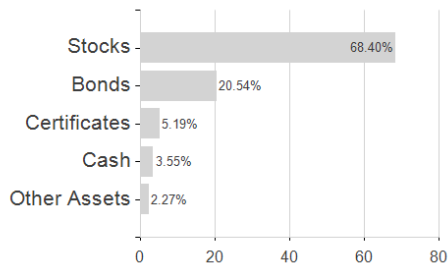
<sup>2</sup> The Mountain-View Data Fund Rating calculates a comparative ranking for funds using yield, volatility and trend data. For more information visit [MVD Funds Rating](#)

<sup>3</sup> Displays the Ethical-Dynamical Ratio calculated according to standard criteria. The maximum value is 100. For more information visit [EDA](#)

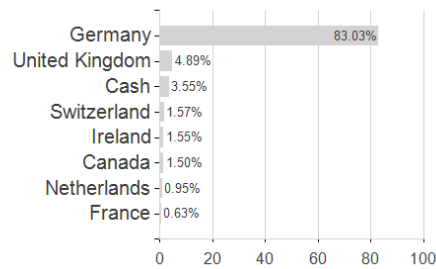
**GS&P Fonds-Deutsche Aktien Total Ret.II / LU0393582043 / A0RBHP / GS&P KAG**

**Assessment Structure**

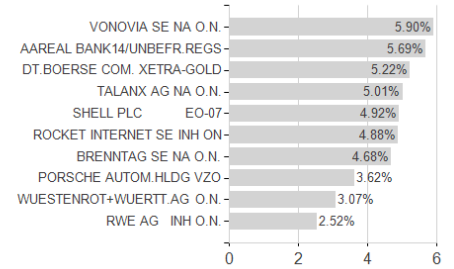
**Assets**



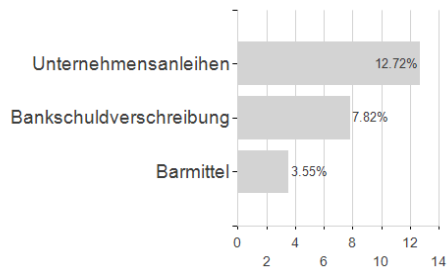
**Countries**



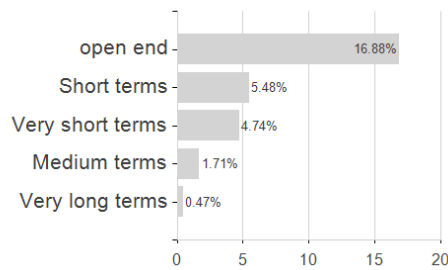
**Largest positions**



**Issuer**



**Duration**



**Currencies**

