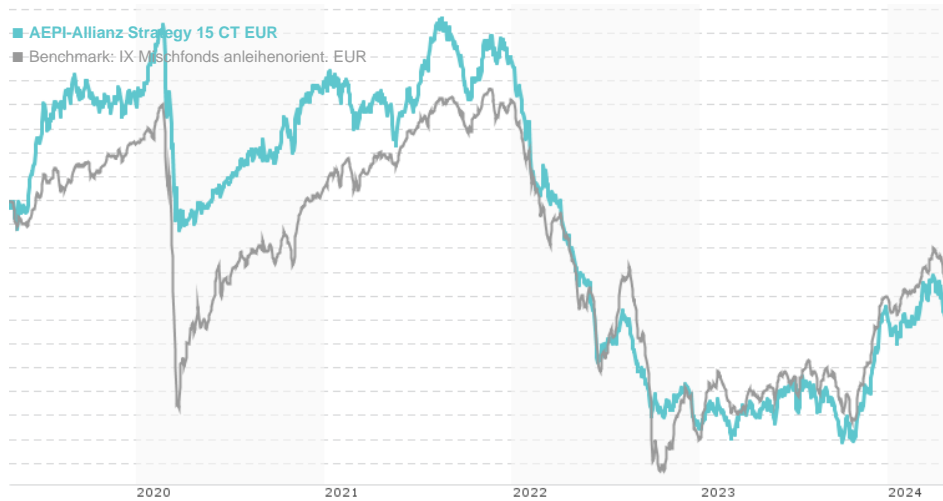


## AEPI-Allianz Strategy 15 CT EUR / LU0398560267 / A0RCVJ / Allianz GI.Investors

Last 04/25/2024 <sup>1</sup>	Region	Branch	Type of yield	Type
152.64 EUR	Europe	Mixed Fund/Focus Bonds	reinvestment	Mixed Fund



### Risk key figures

SRI 1 2 3 4 5 6 7

Mountain-View Funds Rating<sup>2</sup> EDA<sup>3</sup>

▲▲▲▲▲▲ 82

### Yearly Performance

2023	+5.26%
2022	-14.49%
2021	+1.04%
2020	+0.50%
2019	+8.27%

Master data		Conditions		Other figures	
Fund type	Single fund	Issue surcharge	0.00%	Minimum investment	UNT 0
Category	Mixed Fund	Planned administr. fee	0.00%	Savings plan	-
Sub category	Mixed Fund/Focus Bonds	Deposit fees	0.00%	UCITS / OGAW	Yes
Fund domicile	Luxembourg	Redemption charge	0.00%	Performance fee	0.00%
Tranch volume	(01/03/2024) EUR 190.17 mill.	Ongoing charges	-	Redeployment fee	0.00%
Total volume	(09/25/2023) EUR 371.98 mill.	Dividends		Investment company	
Launch date	1/26/2009	Allianz GI.Investors			
KESr report funds	No	Bockenheimer Landstraße 42-44, 60323, Frankfurt am Main			
Business year start	01.10.	Germany			
Sustainability type	-	<a href="https://www.allianzgi.com">https://www.allianzgi.com</a>			
Fund manager	Cordula Bauss				

Performance	1M	6M	YTD	1Y	2Y	3Y	5Y	Since start
Performance	-1.38%	+5.60%	+0.04%	+4.66%	-2.58%	-8.63%	-4.41%	+52.64%
Performance p.a.	-	-	-	+4.64%	-1.30%	-2.96%	-0.90%	+2.81%
Sharpe ratio	-4.05	1.90	-0.92	0.19	-1.38	-1.77	-1.20	-0.27
Volatility	4.69%	4.03%	4.09%	4.00%	3.74%	3.87%	3.98%	4.00%
Worst month	-	-1.66%	-1.66%	-1.72%	-2.71%	-2.71%	-3.77%	-3.77%
Best month	-	2.70%	2.63%	2.70%	2.70%	2.70%	3.14%	3.56%
Maximum loss	-1.84%	-1.84%	-1.84%	-2.97%	-8.26%	-16.49%	-16.49%	-

### Distribution permission

Germany, Luxembourg

<sup>1</sup> Important note on update status: The displayed date refers exclusively to the calculation of the NAV.

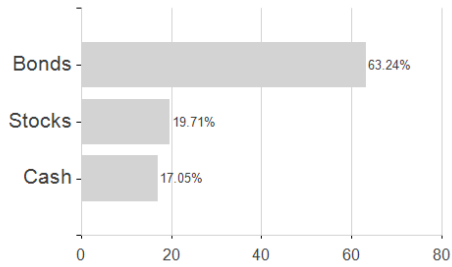
<sup>2</sup> The Mountain-View Data Fund Rating calculates a comparative ranking for funds using yield, volatility and trend data. For more information visit [MVD Funds Rating](#)

<sup>3</sup> Displays the Ethical-Dynamical Ratio calculated according to standard criteria. The maximum value is 100. For more information visit [EDA](#)

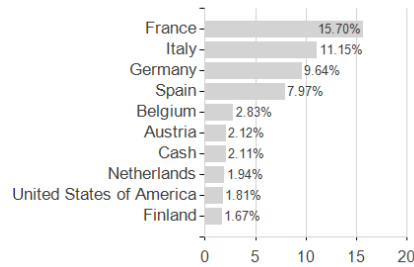
**AEPI-Allianz Strategy 15 CT EUR / LU0398560267 / A0RCVJ / Allianz GI-Investors**

**Assessment Structure**

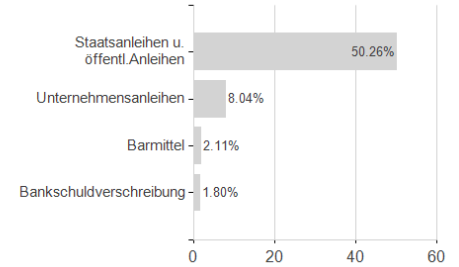
**Assets**



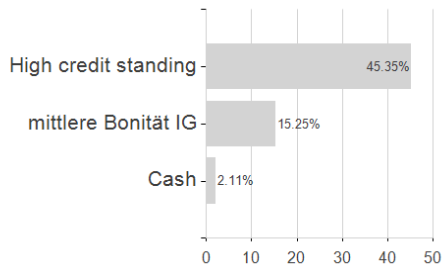
**Countries**



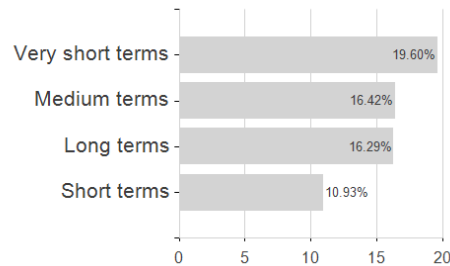
**Issuer**



**Rating**



**Duration**



**Currencies**

