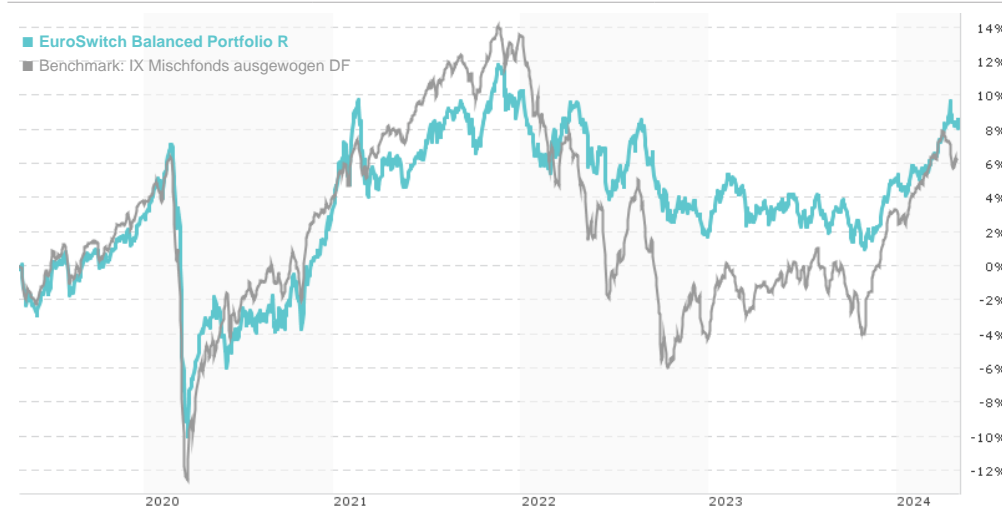








## EuroSwitch Balanced Portfolio R / LU0337536675 / A0M978 / Hauck & Aufhäuser

Last 04/30/2024 <sup>1</sup>	Region	Branch	Type of yield	Type
61.75 EUR	Europe	Mixed Fund/Balanced	paying dividend	Mixed Fund



Risk key figures							
SRI	1	2	3	4	5	6	7
Mountain-View Funds Rating <sup>2</sup>							EDA <sup>3</sup>
     							-
Yearly Performance							
2023							+3.39%
2022							-7.74%
2021							+6.71%
2020							+0.31%
2019							+10.40%

Master data		Conditions		Other figures	
Fund type	Single fund	Issue surcharge	4.50%	Minimum investment	UNT 0
Category	Mixed Fund	Planned administr. fee	0.00%	Savings plan	-
Sub category	Mixed Fund/Balanced	Deposit fees	0.10%	UCITS / OGAW	Yes
Fund domicile	Luxembourg	Redemption charge	0.00%	Performance fee	0.00%
Tranch volume	(04/30/2024) EUR 9.99 mill.	Ongoing charges	-	Redeployment fee	0.00%
Total volume	(04/30/2024) EUR 10.08 mill.	Dividends		Investment company	
Launch date	4/24/2008	25.07.2017	0.13 EUR	Hauck & Aufhäuser 1c, rue Gabriel Lippmann, 5365, Munsbach Luxembourg <a href="https://www.hauck-aufhaeuser.com">https://www.hauck-aufhaeuser.com</a>	
KESr report funds	Yes	25.07.2016	0.53 EUR		
Business year start	01.04.	24.07.2015	0.89 EUR		
Sustainability type	-	23.07.2014	0.06 EUR		
Fund manager	VermögensMgmt EuroSwitch GmbH	16.07.2013	0.60 EUR		

Performance	1M	6M	YTD	1Y	2Y	3Y	5Y	Since start
Performance	+0.49%	+7.35%	+3.24%	+5.43%	-	+2.30%	+8.47%	+28.89%
Performance p.a.	-	-	-	+5.44%	-	+0.76%	+1.64%	+1.60%
Sharpe ratio	0.58	3.15	1.73	0.42	-	-0.61	-0.37	-0.34
Volatility	4.69%	3.63%	3.73%	3.86%	4.73%	5.03%	6.01%	6.65%
Worst month	-	-1.49%	-0.35%	-1.49%	-2.84%	-3.40%	-10.55%	-10.55%
Best month	-	2.63%	2.63%	2.63%	2.90%	2.90%	4.40%	5.62%
Maximum loss	-1.47%	-1.47%	-1.47%	-3.12%	-7.04%	-9.67%	-16.00%	-

### Distribution permission

Germany, Luxembourg

<sup>1</sup> Important note on update status: The displayed date refers exclusively to the calculation of the NAV.

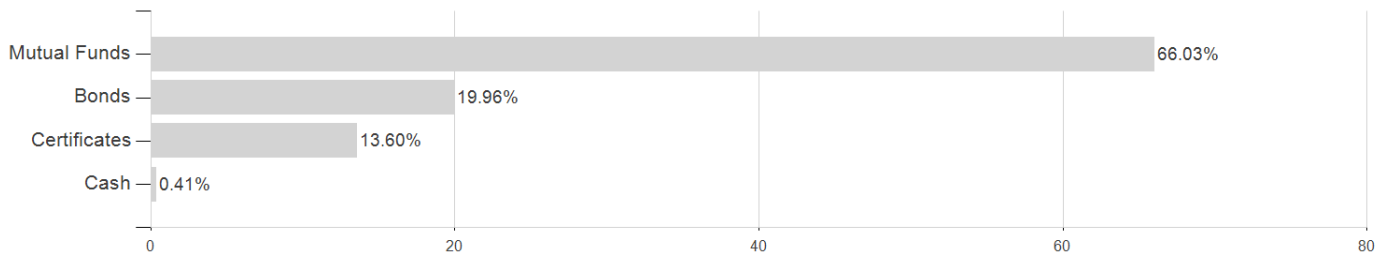
<sup>2</sup> The Mountain-View Data Fund Rating calculates a comparative ranking for funds using yield, volatility and trend data. For more information visit [MVD Funds Rating](#)

<sup>3</sup> Displays the Ethical-Dynamical Ratio calculated according to standard criteria. The maximum value is 100. For more information visit [EDA](#)

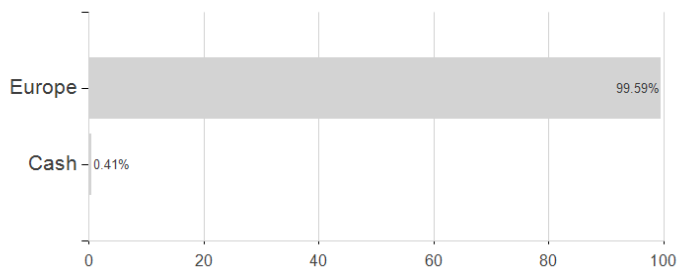
## EuroSwitch Balanced Portfolio R / LU0337536675 / A0M978 / Hauck & Aufhäuser

### Assessment Structure

#### Assets



#### Countries



#### Largest positions

