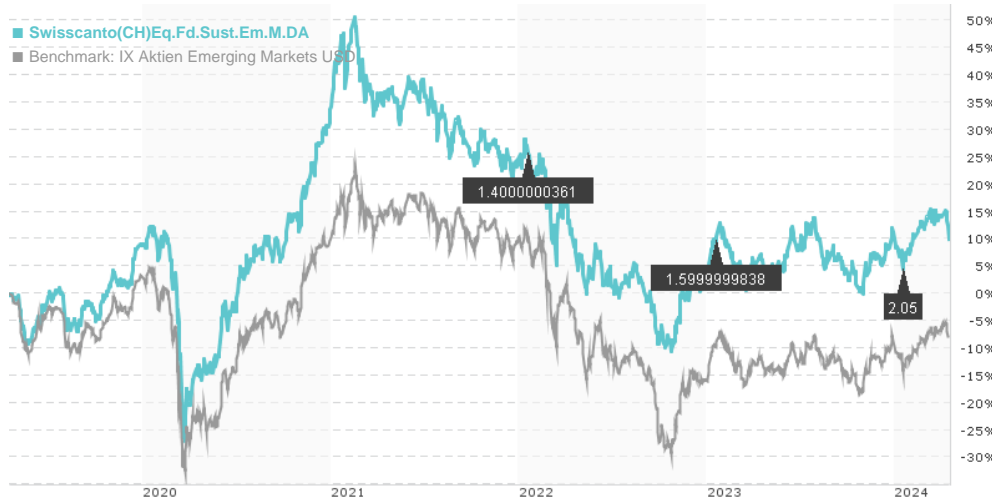


Swisscanto(CH)Eq.Fd.Sust.Em.M.DA / CH0025616860 / A0KF2Q / Swisscanto Fondsl.

Last 04/16/2024 ¹	Region	Branch	Type of yield	Type
110.98 USD	Emerging Markets	Mixed Sectors	paying dividend	Equity Fund



Risk key figures

SRI 1 2 3 **4** 5 6 7

Mountain-View Funds Rating² EDA³

▲ ▲ ▲ ▲ ▲ ▲ 85

Yearly Performance

2023	+9.72%
2022	-18.53%
2021	-7.18%
2020	+23.26%
2019	+21.63%

Master data		Conditions		Other figures	
Fund type	Single fund	Issue surcharge	5.00%	Minimum investment	UNT 0
Category	Equity	Planned administr. fee	0.00%	Savings plan	-
Sub category	Mixed Sectors	Deposit fees	0.00%	UCITS / OGAW	-
Fund domicile	Switzerland	Redemption charge	0.00%	Performance fee	0.00%
Tranch volume	(04/16/2024) USD 10.37 mill.	Ongoing charges	-	Redeployment fee	0.00%
Total volume	(04/16/2024) USD 496.23 mill.	Dividends		Investment company	
Launch date	7/3/2006	17.01.2024	2.05 USD	Swisscanto Fondsl. Bahnhofstraße 9, 8001, Zürich Switzerland https://www.swisscanto.ch	
KESr report funds	No	18.01.2023	1.60 USD		
Business year start	01.10.	18.01.2022	1.40 USD		
Sustainability type	Ethics/ecology	12.01.2021	2.40 USD		
Fund manager	Zürcher Kantonalbank	14.01.2020	1.66 USD		

Performance	1M	6M	YTD	1Y	2Y	3Y	5Y	Since start
Performance	-3.27%	+6.04%	-1.25%	+2.45%	+1.16%	-19.73%	+10.17%	+36.12%
Performance p.a.	-	-	-	+2.45%	+0.58%	-7.06%	+1.95%	+1.75%
Sharpe ratio	-2.82	0.65	-0.65	-0.11	-0.21	-0.67	-0.11	-0.11
Volatility	13.51%	13.25%	12.58%	13.38%	15.81%	16.31%	18.13%	19.47%
Worst month	-	-4.11%	-3.75%	-6.13%	-10.60%	-10.60%	-18.71%	-26.05%
Best month	-	6.44%	4.74%	6.44%	12.36%	12.36%	12.36%	16.46%
Maximum loss	-4.87%	-6.65%	-4.87%	-12.28%	-18.38%	-35.91%	-40.53%	-

Distribution permission

Switzerland

¹ Important note on update status: The displayed date refers exclusively to the calculation of the NAV.

² The Mountain-View Data Fund Rating calculates a comparative ranking for funds using yield, volatility and trend data. For more information visit [MVD Funds Rating](#)

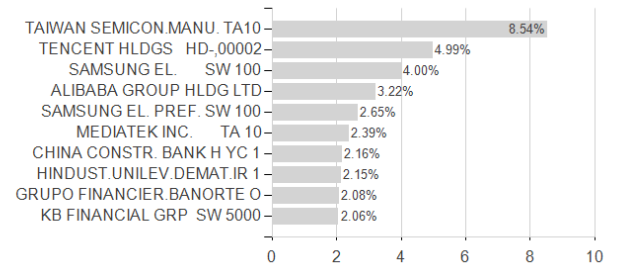
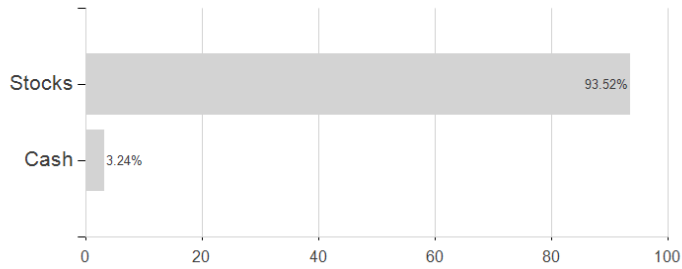
³ Displays the Ethical-Dynamical Ratio calculated according to standard criteria. The maximum value is 100. For more information visit [EDA](#)

Swisscanto(CH)Eq.Fd.Sust.Em.M.DA / CH0025616860 / A0KF2Q / Swisscanto Fondsl.

Assessment Structure

Assets

Largest positions



Countries

Branches

Currencies

