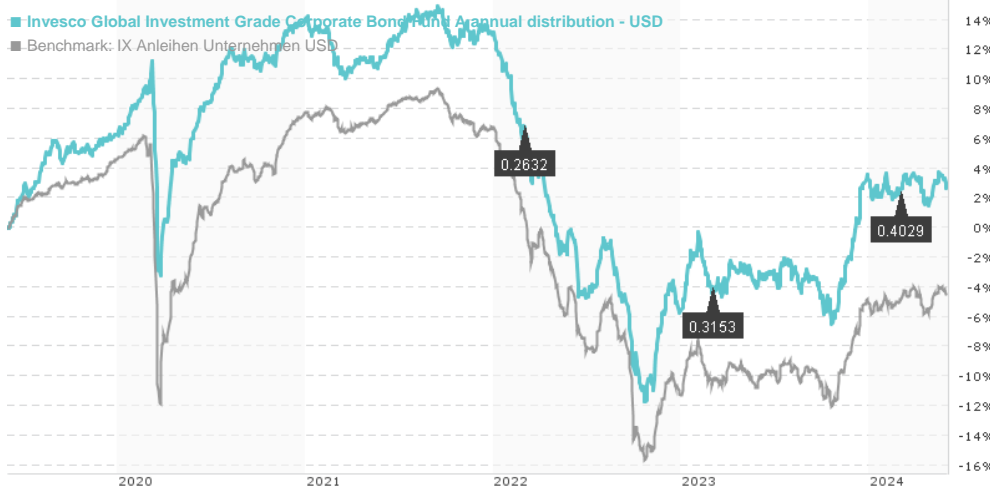


## Invesco Global Investment Grade Corporate Bond Fund A annual distribution - USD / LU0432616141 / A0N9YV /

Last 05/31/2024 <sup>1</sup>	Region	Branch	Type of yield	Type
11.29 USD	Worldwide	Corporate Bonds	paying dividend	Fixed-Income Fund



### Risk key figures

SRI 1 2 3 4 5 6 7

Mountain-View Funds Rating<sup>2</sup> EDA<sup>3</sup>

73

### Yearly Performance

2023	+9.47%
2022	-16.57%
2021	-0.84%
2020	+7.41%
2019	+14.52%

Master data		Conditions		Other figures	
Fund type	Single fund	Issue surcharge	5.00%	Minimum investment	USD 1,500.00
Category	Bonds	Planned administr. fee	0.00%	Savings plan	-
Sub category	Corporate Bonds	Deposit fees	0.01%	UCITS / OGAW	Yes
Fund domicile	Luxembourg	Redemption charge	0.00%	Performance fee	0.00%
Tranch volume	(05/31/2024) USD 26.81 mill.	Ongoing charges	-	Redeployment fee	0.00%
Total volume	(05/31/2024) USD 1,052.02 mill.	<b>Dividends</b>		<b>Investment company</b>	
Launch date	9/1/2009	01.03.2024	0.40 USD	Invesco Management An der Welle 5, 60322, Frankfurt am Main Germany <a href="https://www.de.invesco.com">https://www.de.invesco.com</a>	
KESr report funds	Yes	01.03.2023	0.32 USD		
Business year start	29.02.	01.03.2022	0.26 USD		
Sustainability type	-	01.03.2021	0.25 USD		
Fund manager	Luke Greenwood, Lyndon Man, Michael Booth	02.03.2020	0.30 USD		

Performance	1M	6M	YTD	1Y	2Y	3Y	5Y	Since start
Performance	+0.85%	+3.67%	-0.45%	+6.45%	+2.99%	-7.72%	+3.23%	+69.20%
Performance p.a.	-	-	-	+6.43%	+1.48%	-2.64%	+0.64%	+3.63%
Sharpe ratio	1.99	0.82	-1.21	0.54	-0.41	-1.23	-0.62	-0.04
Volatility	3.40%	4.52%	4.04%	4.88%	5.65%	5.23%	5.13%	3.78%
Worst month	-	-1.62%	-1.62%	-1.80%	-5.77%	-5.77%	-8.12%	-8.12%
Best month	-	5.06%	4.14%	5.06%	5.06%	5.06%	5.06%	5.06%
Maximum loss	-1.09%	-2.10%	-2.10%	-4.54%	-11.65%	-23.17%	-23.17%	-

### Distribution permission

Austria, Germany, Switzerland, Luxembourg

<sup>1</sup> Important note on update status: The displayed date refers exclusively to the calculation of the NAV.

<sup>2</sup> The Mountain-View Data Fund Rating calculates a comparative ranking for funds using yield, volatility and trend data. For more information visit [MVD Funds Rating](#)

<sup>3</sup> Displays the Ethical-Dynamical Ratio calculated according to standard criteria. The maximum value is 100. For more information visit [EDA](#)

## Invesco Global Investment Grade Corporate Bond Fund A annual distribution - USD / LU0432616141 / A0N9YV /

### Investment strategy

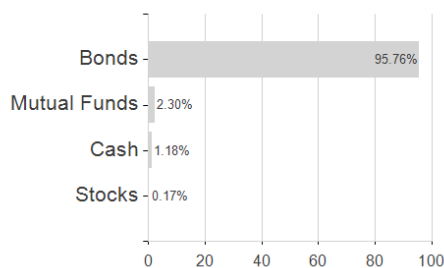
The Fund may make significant use of derivatives (complex instruments) in order to (i) reduce the risk and/or generate additional capital or income and/or (ii) meet the Fund's investment objectives by generating varying amounts of leverage (i.e. where the Fund gains market exposure in excess of the net asset value of the Fund). The Fund is actively managed and is not constrained by its benchmark, the Bloomberg Global Aggregate Corporate Index USD-Hedged (Total Return), which used for comparison purposes. However, as the benchmark is a suitable proxy for the investment strategy, it is likely that the majority of the issuers in the Fund are also components of the benchmark. As an actively managed fund, this overlap will change and this statement may be updated from time to time.

### Investment goal

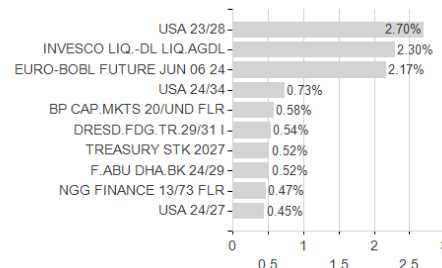
The objective of the Fund is to achieve income and long-term capital growth. The Fund will invest primarily in high quality debt instruments issued by companies worldwide, including contingent convertibles. The Fund is, however, permitted to invest in debt instruments issued by non-investment grade or unrated companies.

### Assessment Structure

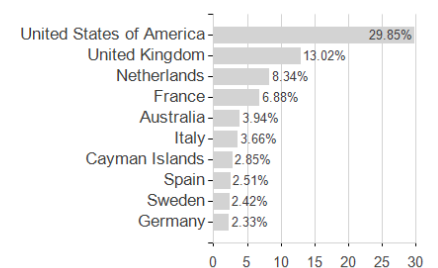
#### Assets



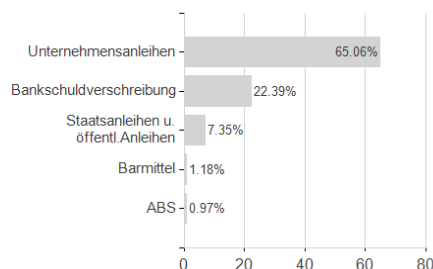
#### Largest positions



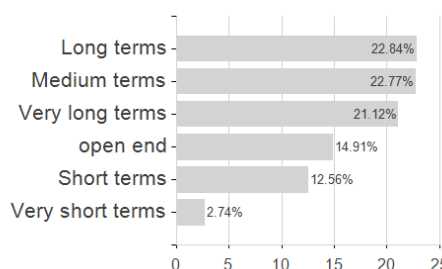
#### Countries



#### Issuer



#### Duration



#### Currencies

