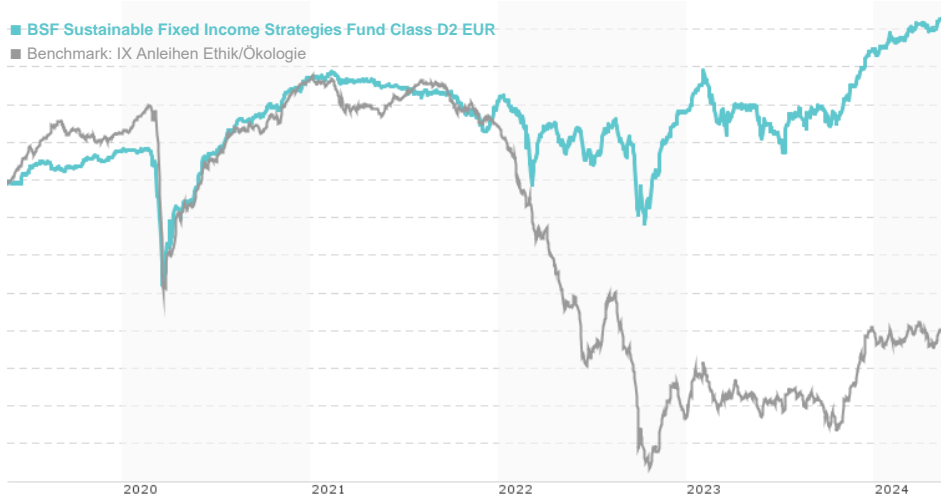


BSF Sustainable Fixed Income Strategies Fund Class D2 EUR / LU0438336421 / A0NDDC / BlackRock (LU)

Last 05/21/2024 ¹	Region	Branch	Type of yield	Type
134.49 EUR	Worldwide	Bonds: Mixed	reinvestment	Fixed-Income Fund

■ BSF Sustainable Fixed Income Strategies Fund Class D2 EUR
■ Benchmark: IX Anleihen Ethik/Ökologie



Risk key figures

SRI 1 2 3 4 5 6 7

Mountain-View Funds Rating²EDA³

76

Yearly Performance

2023	+3.22%
2022	-0.53%
2021	-1.15%
2020	+3.79%
2019	+2.64%

Master data		Conditions		Other figures	
Fund type	Single fund	Issue surcharge	5.00%	Minimum investment	USD 100,000.00
Category	Bonds	Planned administr. fee	0.00%	Savings plan	-
Sub category	Bonds: Mixed	Deposit fees	0.51%	UCITS / OGAW	Yes
Fund domicile	Luxembourg	Redemption charge	0.00%	Performance fee	0.00%
Tranch volume	-	Ongoing charges	-	Redeployment fee	0.00%
Total volume	(05/21/2024) EUR 2,075.60 mill.	Dividends		Investment company	
Launch date	9/29/2009	BlackRock (LU)			
KESr report funds	Yes	35a Avenue JF Kennedy, 1855, Luxemburg			
Business year start	01.06.	Luxembourg			
Sustainability type	Ethics/ecology	https://www.blackrock.com			
Fund manager	Michael Krautzberger, Tom Mondelaers, Johan Sjogren				

Performance	1M	6M	YTD	1Y	2Y	3Y	5Y	Since start
Performance	+0.53%	+3.37%	+1.54%	+5.14%	+6.28%	+3.49%	+8.71%	+34.49%
Performance p.a.	-	-	-	+5.14%	+3.10%	+1.15%	+1.68%	+2.04%
Sharpe ratio	2.45	1.86	0.15	0.50	-0.22	-0.85	-0.69	-0.81
Volatility	1.25%	1.67%	1.58%	2.70%	3.29%	3.15%	3.10%	2.20%
Worst month	-	-0.34%	-0.34%	-1.02%	-3.14%	-3.14%	-4.30%	-4.30%
Best month	-	1.67%	1.39%	1.67%	2.15%	2.15%	2.55%	2.55%
Maximum loss	-0.15%	-0.51%	-0.51%	-1.79%	-5.40%	-7.07%	-7.64%	-

Distribution permission

Austria, Germany, Switzerland, United Kingdom

¹ Important note on update status: The displayed date refers exclusively to the calculation of the NAV.

² The Mountain-View Data Fund Rating calculates a comparative ranking for funds using yield, volatility and trend data. For more information visit [MVD Funds Rating](#)

DISCLAIMER: The information on this page are for informational purposes only and should neither an offer to sell nor a solicitation for the purchase of the security or recommendation in favor of the security to be understood. baha GmbH assumes no liability despite thorough searches for the accuracy of the data.

Funds data from: www.mountain-view.com. Fact Sheet created by: www.baha.com

Created: 05/22/2024

BSF Sustainable Fixed Income Strategies Fund Class D2 EUR / LU0438336421 / A0NDDC / BlackRock (LU)

Investment strategy

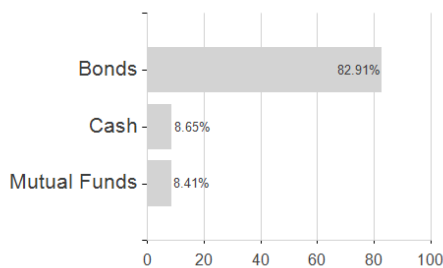
The Fund may invest no more than 40% of the Fund's assets in FI securities which have a relatively low credit rating or which are unrated. The remainder will include investments which are investment grade (i.e. meet a specified level of credit worthiness) at the time of purchase. FDIs may be used to help achieve the Fund's investment objective. The Fund is actively managed and the IA has discretion to select the Fund's investments. The ESTR Overnight should be used to compare the performance of the Fund

Investment goal

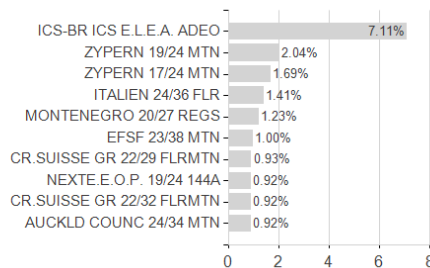
The Fund aims to achieve positive returns on your investment through a combination of capital growth and income on the Fund's assets over a rolling three year period in a manner consistent with the principles of environmental, social and governance "ESG" focused investing. The Fund seeks to gain at least 70% investment exposure to fixed income (FI) securities and FI-related securities issued by, or giving exposure to, governments, government agencies, companies and supranationals (e.g. the International Bank for Reconstruction and Development) worldwide. The Fund may invest in FI securities including bonds as well as money market instruments (i.e. debt securities with short term maturities), FI-related securities including financial derivative instruments (FDIs) (i.e. investments the prices of which are based on one or more underlying assets), currency forwards (i.e. a type of FDI which locks in the price at which an entity can buy or sell a currency at a future date and where appropriate, deposits and cash).

Assessment Structure

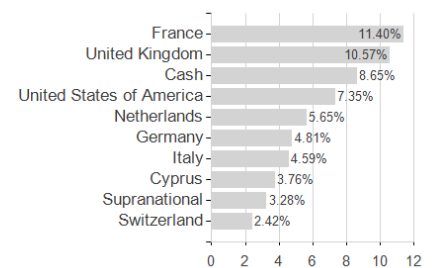
Assets



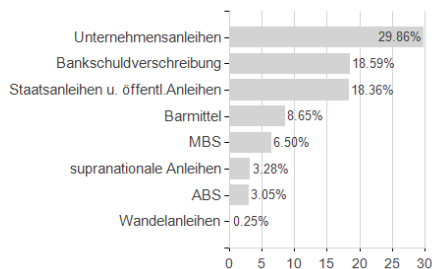
Largest positions



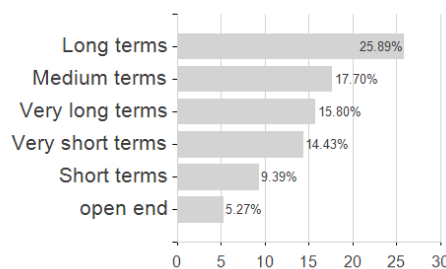
Countries



Issuer



Duration



Currencies

