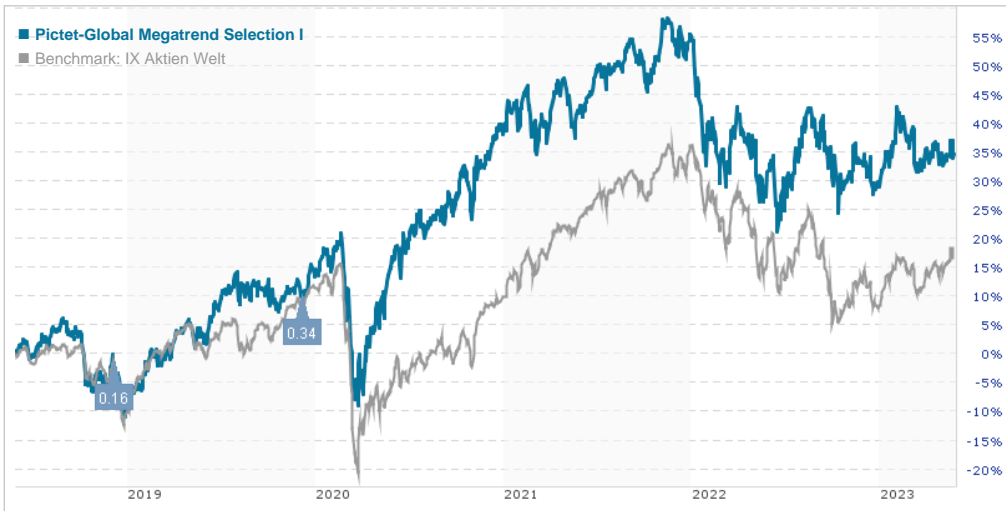


Pictet-Global Megatrend Selection I / LU0448837244 / A0YDX1 / Pictet AM (EU)

Last 05/25/2023 ¹ 300.98 GBP	Region Worldwide	Branch Mixed Sectors	Type of yield paying dividend	Type Equity Fund
---	---------------------	-------------------------	----------------------------------	---------------------



Risk key figures

SRR1	1	2	3	4	5	6	7
------	---	---	---	---	---	----------	---

Mountain-View Funds Rating	EDA ²
▲ ▲ ▲ ▲ ▲ ▲	83

Yearly Performance

2022	-16.83%
2021	+12.40%
2020	+21.77%
2019	+25.20%
2018	-5.37%

Master data		Conditions		Other figures	
-------------	--	------------	--	---------------	--

Fund type	Single fund	Issue surcharge	5.00%	Minimum investment	USD 1,000,000.00
Category	Equity	Planned administr. fee	0.00%	Savings plan	-
Sub category	Mixed Sectors	Deposit fees	0.30%	UCITS / OGAW	Yes
Fund domicile	Luxembourg	Redemption charge	1.00%	Performance fee	0.00%
Tranch volume	(05/25/2023) EUR 50,53 Mio.	Ongoing charges	(12/31/2021) 1.11%	Redeployment fee	0.00%
Total volume	(05/25/2023) EUR 10.899,19 Mio.	Dividends		Investment company	
Launch date	9/10/2009	04.12.2019	0.34 GBP	Pictet AM (EU)	
KEST report funds	Yes	04.12.2018	0.16 GBP	15, avenue J. F. Kennedy, 1855, Luxembourg	
Business year start	01.10.	06.12.2016	0.08 GBP	Luxembourg	
Sustainability type	-	03.12.2013	0.09 GBP	https://www.am.pictet/de/germany	
Fund manager	Hans Peter Portner	03.12.2012	0.10 GBP		

Performance	1M	6M	YTD	1Y	2Y	3Y	5Y	Since start
Performance	-0.67%	+0.97%	+4.29%	+5.64%	-5.36%	+16.94%	+33.64%	+309.91%
Performance p.a.	-	-	-	+5.64%	-2.72%	+5.36%	+5.97%	+10.84%
Sharpe ratio	-0.84	-0.10	0.52	0.12	-0.35	0.11	0.15	0.47
Volatility	13.42%	15.00%	15.22%	18.62%	17.76%	17.00%	17.47%	15.65%
Worst month	-	-2.91%	-2.91%	-5.57%	-10.93%	-10.93%	-10.93%	-10.93%
Best month	-	5.82%	5.82%	9.97%	9.97%	9.97%	10.80%	10.80%
Maximum loss	-2.24%	-7.95%	-7.95%	-12.70%	-23.31%	-23.31%	-24.77%	-
Outperformance	-	-	-2.28%	-0.24%	+17.57%	+22.73%	+41.39%	-

Distribution permission

Austria, Germany, Switzerland, United Kingdom

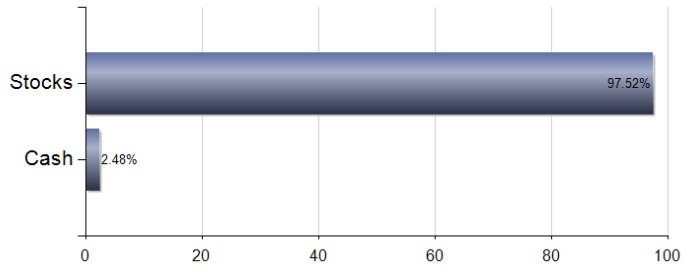
¹ Important note on update status: The displayed date refers exclusively to the calculation of the NAV.

² Displays the Ethical-Dynamical Ratio calculated according to standard criteria. The maximum value is 100. For more information visit <http://www.mountain-view.com/MVD-Fonds-Rating.pdf>

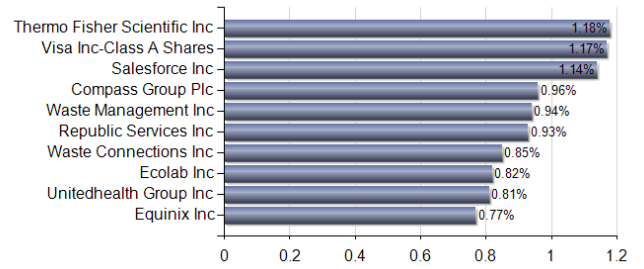
Pictet-Global Megatrend Selection I / LU0448837244 / A0YDX1 / Pictet AM (EU)

Assessment Structure

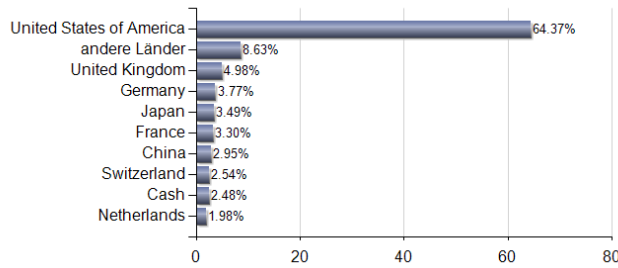
Assets



Largest positions



Countries



Branches

