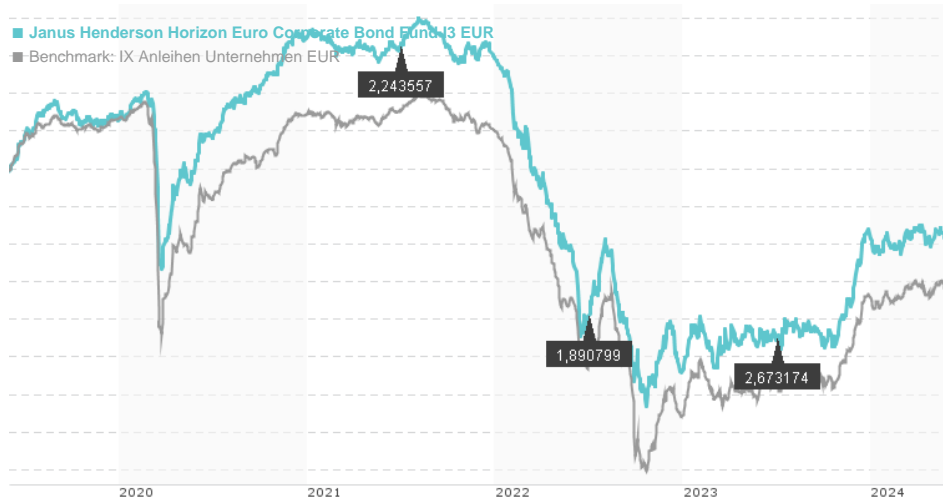


Janus Henderson Horizon Euro Corporate Bond Fund I3 EUR / LU0451950660 / A0YB5L / Janus Henderson Inv.

Last 05/31/2024 ¹	Region	Branch	Type of yield	Type
120.24 EUR	Worldwide	Corporate Bonds	paying dividend	Fixed-Income Fund



Risk key figures

SRI 1 2 3 4 5 6 7

Mountain-View Funds Rating²EDA³

Yearly Performance

2023	+8.27%
2022	-15.75%
2021	-1.04%
2020	+4.27%
2019	+6.83%

Master data		Conditions		Other figures	
Fund type	Single fund	Issue surcharge	0.00%	Minimum investment	EUR 1,000,000.00
Category	Bonds	Planned administr. fee	0.00%	Savings plan	-
Sub category	Corporate Bonds	Deposit fees	0.65%	UCITS / OGAW	Yes
Fund domicile	Luxembourg	Redemption charge	1.00%	Performance fee	0.00%
Tranch volume	(05/31/2024) EUR 227.58 mill.	Ongoing charges	-	Redeployment fee	0.00%
Total volume	(05/29/2024) EUR 1,067.10 mill.	Dividends		Investment company	
Launch date	12/18/2009	03.07.2023	2.67 EUR	Janus Henderson Inv. 201 Bishopsgate, EC2M 3AE, London United Kingdom www.janushenderson.com/	
KESt report funds	Yes	01.07.2022	1.89 EUR		
Business year start	01.07.	01.07.2021	2.24 EUR		
Sustainability type	-	01.07.2020	2.43 EUR		
Fund manager	Tim Winstone, Tom Ross	01.07.2019	2.72 EUR		

Performance	1M	6M	YTD	1Y	2Y	3Y	5Y	Since start
Performance	-0.07%	+2.33%	-0.53%	+4.96%	+0.48%	-9.43%	-3.88%	+59.34%
Performance p.a.	-	-	-	+4.94%	+0.24%	-3.25%	-0.79%	+3.27%
Sharpe ratio	-1.91	0.28	-1.67	0.30	-0.71	-1.58	-1.10	-0.16
Volatility	2.39%	3.29%	3.03%	3.84%	4.97%	4.47%	4.15%	3.21%
Worst month	-	-0.98%	-0.98%	-0.98%	-3.95%	-3.95%	-6.95%	-6.95%
Best month	-	2.88%	2.88%	2.88%	4.03%	4.03%	4.03%	4.03%
Maximum loss	-0.88%	-1.39%	-1.19%	-1.68%	-9.20%	-19.10%	-19.10%	-

Distribution permission

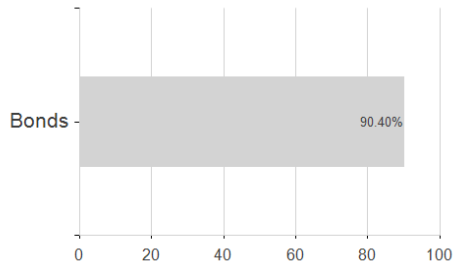
Austria, Germany, Switzerland, United Kingdom, Luxembourg

¹ Important note on update status: The displayed date refers exclusively to the calculation of the NAV.² The Mountain-View Data Fund Rating calculates a comparative ranking for funds using yield, volatility and trend data. For more information visit [MVD Funds Rating](#)³ Displays the Ethical-Dynamical Ratio calculated according to standard criteria. The maximum value is 100. For more information visit [EDA](#)

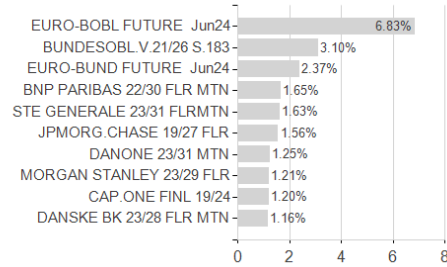
Janus Henderson Horizon Euro Corporate Bond Fund I3 EUR / LU0451950660 / A0YB5L / Janus Henderson Inv.

Assessment Structure

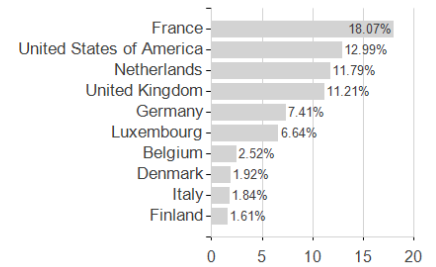
Assets



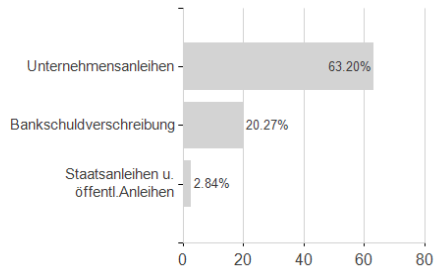
Largest positions



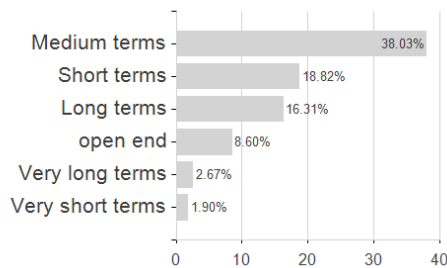
Countries



Issuer



Duration



Currencies

