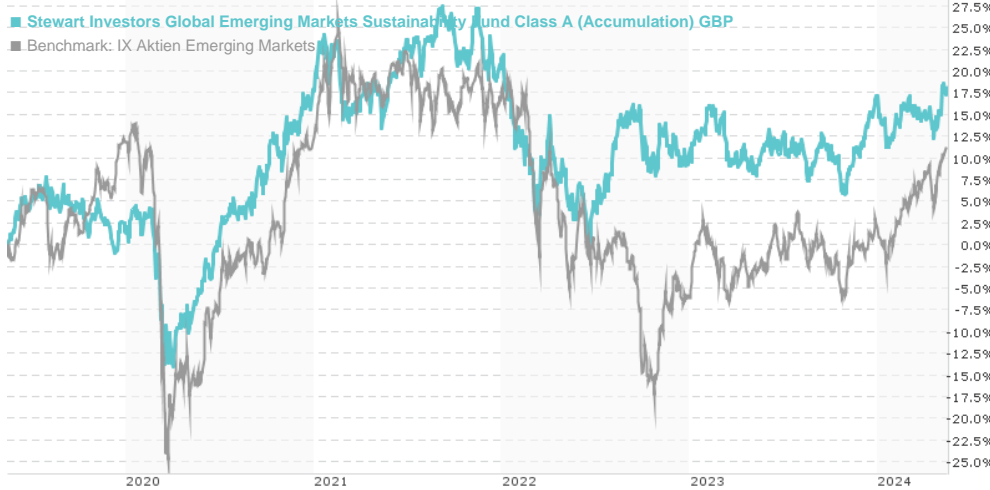


## Stewart Investors Global Emerging Markets Sustainability Fund Class A (Accumulation) GBP / GB00B64TS881 /

Last 05/15/2024 <sup>1</sup>	Region	Branch	Type of yield	Type
3.91 GBP	Emerging Markets	Mixed Sectors	reinvestment	Equity Fund



### Risk key figures

SRI 1 2 3 4 5 6 7

Mountain-View Funds Rating<sup>2</sup>

EDA<sup>3</sup>

▲ ▲ ▲ ▲ ▲ ▲

### Yearly Performance

2023	+6.48%
2022	-9.45%
2021	+3.23%
2020	+16.04%
2019	+5.73%

Master data		Conditions		Other figures	
Fund type	Single fund	Issue surcharge	4.00%	Minimum investment	GBP 1,000.00
Category	Equity	Planned administr. fee	0.00%	Savings plan	Yes
Sub category	Mixed Sectors	Deposit fees	0.30%	UCITS / OGAW	Yes
Fund domicile	United Kingdom	Redemption charge	0.00%	Performance fee	0.00%
Tranch volume	(05/15/2024) GBP 10.21 mill.	Ongoing charges	(07/31/2023) 1.70%	Redeployment fee	0.00%
Total volume	(05/15/2024) GBP 663.71 mill.	Dividends		Investment company	
Launch date	4/8/2009	First Sentier (UK)			
KESr report funds	Yes	Finsbury Circus House 15, EC2M 7EB, London			
Business year start	01.08.	United Kingdom			
Sustainability type	Ethics/ecology	www.firstsentierinvestors.com			
Fund manager	Jack Nelson, Sujaya Desai				

Performance	1M	6M	YTD	1Y	2Y	3Y	5Y	Since start
Performance	+3.13%	+7.52%	+0.78%	+8.13%	+11.76%	+2.82%	+19.26%	+290.86%
Performance p.a.	-	-	-	+8.10%	+5.72%	+0.93%	+3.58%	+9.44%
Sharpe ratio	2.88	1.15	-0.15	0.44	0.17	-0.24	-0.02	0.46
Volatility	14.48%	10.38%	11.10%	9.80%	11.02%	11.83%	12.95%	12.29%
Worst month	-	-4.23%	-4.23%	-4.23%	-4.23%	-7.42%	-8.45%	-9.07%
Best month	-	5.43%	4.96%	5.43%	6.68%	6.68%	6.68%	11.41%
Maximum loss	-1.96%	-5.03%	-5.02%	-6.47%	-8.87%	-22.02%	-22.02%	-

### Distribution permission

Switzerland

<sup>1</sup> Important note on update status: The displayed date refers exclusively to the calculation of the NAV.

<sup>2</sup> The Mountain-View Data Fund Rating calculates a comparative ranking for funds using yield, volatility and trend data. For more information visit [MVD Funds Rating](#)

<sup>3</sup> Displays the Ethical-Dynamical Ratio calculated according to standard criteria. The maximum value is 100. For more information visit [EDA](#)

## Stewart Investors Global Emerging Markets Sustainability Fund Class A (Accumulation) GBP / GB00B64TS881 /

### Investment strategy

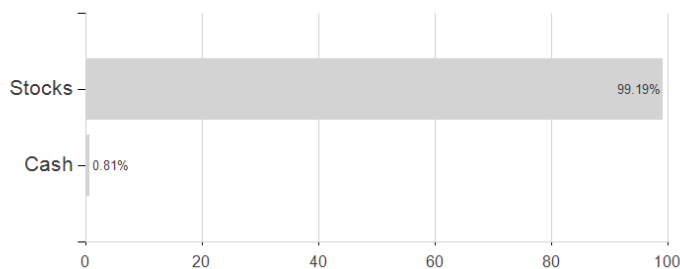
The Fund invests in shares of high quality companies which are positioned to contribute to, and benefit from, sustainable development. Investment decisions around high quality companies are based on three key points: Quality of management including integrity, attitude to environmental and social impacts, corporate management, long term performance and risk. Quality of the company including its social usefulness, their environmental impacts and efficiency and responsible business practices. Quality of the company's finances and their financial performance. Sustainability is a key part of the approach. The Fund may invest up to 10% in other funds. The Fund will only use derivatives to reduce risk or to manage the Fund more efficiently in limited cases.

### Investment goal

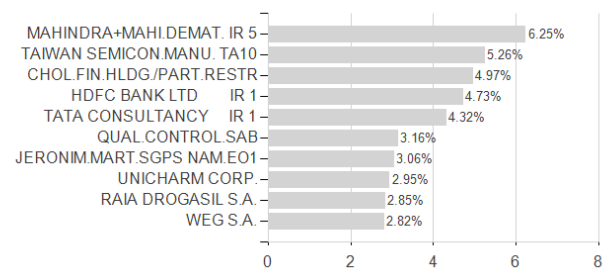
The Fund aims to achieve capital growth over the long term (at least five years). The Fund invests in shares of companies in emerging markets or where the majority of their activities take place in emerging markets and that are listed on exchanges worldwide. Emerging markets are countries that are progressing toward becoming advanced, usually shown by some development in financial markets, the existence of some form of stock exchange and a regulatory body.

### Assessment Structure

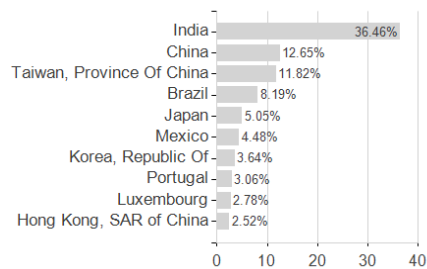
#### Assets



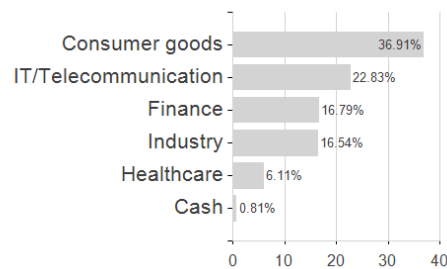
#### Largest positions



#### Countries



#### Branches



#### Currencies

